


LIBYA

Socio-Economic Survey 2022



 Federal Ministry
Republic of Austria
Interior

 Federal Office for
Immigration
and Asylum




ONE TO ONE
for Research and Polling

Imprint

Published by

Country of Origin Information Unit (Staatendokumentation)

Austrian Federal Office for Immigration and Asylum

Vienna, Austria

www.staatendokumentation.at

BFA-Staatendokumentation@bmi.gv.at

Research by

ONE TO ONE for Research and Polling

Tunis, Tunisia

<https://121polling.tn/>

info@121polling.com

Disclaimer

This survey has been commissioned by the Country of Origin Information Unit of the Austrian Federal Office for Immigration and Asylum within the framework of its DOSSIER series. Liability for the correctness, completeness and up-to-dateness of contents cannot be incurred. The Country of Origin Information Unit of the Austrian Federal Office for Immigration and Asylum does not assume any liability for possible damages or consequences arising from the usage, application or dissemination of the contents offered. The responsibility for the correctness of the information lies with the respective contractor and thus excludes liability by the publishers. The contents of this publication do not represent positions of the Country of Origin Information Unit of the Austrian Federal Office for Immigration and

Asylum. The boundaries on maps used in this publication do not imply official endorsement of acceptance. The publication does not claim completeness and is based on the quoted sources.

Copyright

This publication and all the data therein are protected by copyright. All rights of utilization are reserved to the Country of Origin Information Unit of the Austrian Federal Office for Immigration and Asylum. Reproduction and distribution in any possible way – for commercial and non-commercial usage – are prohibited without prior written permission by the Country of Origin Information Unit of the Austrian Federal Office for Immigration and Asylum.

Privacy Notice

The Country of Origin Information Unit of the Austrian Federal Office for Immigration and Asylum processes data in accordance with the General Data Protection Regulation (GDPR, Regulation (EU) of the European Parliament and the Council of 27 April 2016 on the protection of natural persons with regard to the processing of personal data and on the free movement of such data, and repealing Directive 95/46/EC) and the Austrian Data Protection Act (Federal Act concerning the Protection of Personal Data, Federal Law Gazette I No. 165/1999 as amended). For the purpose of distribution, name, postal and/or e-mail addresses are stored. Recipients have the general right to information, rectification, deletion, restriction, data transferability, revocation and objection. The subscription can be canceled at any time (e-mail with the subject line "unsubscribe" to BFA-Staatendokumentation@bmi.gv.at).

© 2022 Country of Origin Information Unit of the Austrian Federal Office for Immigration and Asylum

Table of contents

Methodology	2
Executive summary	4
Demographics: Profile of surveyed residents	8
Quantitative findings: Univariate Analysis	13
Quantitative findings: Bivariate Analysis.....	23
Appendix.....	43

1. Methodology

The study used the Computer-Assisted Telephone Interviewing (CATI) method, and quotas sampling based on most recent official population data available in each of the targeted cities, to achieve the desired sample size. The target population is residents aged between 16 years and 35 years who live in Tripoli, Benghazi and Misrata.

One to One for Research and Polling, interviewed a sample of **390** persons from the target population. **130** in each governorate.

The data collection started on **the 2nd of August, 2022** and ended on the **6th of September, 2022**.

About data collection

As described above, the data collection was done based on the CATI method. The preparation for the data collection took 4 days. Before starting the data collection, the sampling expert has prepared the quotas for each city. The quotas were established based on the most recent official available data from the National Office of Statistics realized in 2012. Quotas were fixed by area, age, gender and governorates (مصلحة الإحصاء والتعداد ليبيا (bsc.ly)).

Hereafter, the quotas achieved: the official data used to establish the quotas:

		Tripoli : N=130		Benghazi: N=130		Misrata: N=130	
		Targeted	Achieved	Targeted	Achieved	Targeted	Achieved
Area	Urban	130	130	101	101	114	114
	Rural	0	0	29	29	16	16
Age	16-19 years	19	19	21	21	21	23
	20-24 years	33	33	36	35	35	31
	25-29 years	34	34	33	33	35	36

Gender	30-35 years	44	44	40	41	39	40
	Men	73	73	69	70	70	70
	Women	57	57	61	60	60	60
	Total	130	130	130	130	130	130

We don't need to weight the data because the achieved quota perfectly matches target quotas.

Details about the list of phone numbers and coverage

One to One has created a frame composed of all possible existing numbers with the different existing prefixes (all possible combinations for the remaining numbers) then the system selects randomly numbers and injects each time (until reaching the targeted sample) a set of 10 000. The random generation of numbers is done for each new survey. Therefore, we don't particularly know when calling if the number works or not, or even exists or not. Each created number is unique and all the lists come from a unique frame where there are no duplicates.

The list created is composed of 100% of mobile phones. One to One has covered all the telephone operators in Libya (Libyana, LibyaPhone and Almadar)

Interview length

The interviews' average length is **8 min 9 seconds**.

Details about data cleaning

In carrying out data preprocessing, we went through three main sections:

Translation of the database, coding of open-ended questions and data cleaning.

In data cleaning phase we have checked if the number of complete questionnaires does match the target one by checking of missing questionnaires and removing duplicate ones. Compare the obtained quotas to the established one to detect differences (this is done in a regular basis in tracking the quality of the data and also at the end of data collection).

We also check the quality of open-ended responses; correct understanding of questions and coherent answers.

2. Executive summary

In this study, 390 respondents were interviewed about their socio-economic situation. The sample is equally divided over the three governorates ; one third in each of Tripoli, Benghazi and Misrata.

DEMOGRAPHICS:

In general, the respondents were divided equally into men and women whose ages are between 16 and 35 years old with a dominance of the age group 20-29 (51.8%). More than half of the sample are single (56.2%) while 41% are with average number of kids of 2.

85.7% of those who have school aged children are having children already in schools.

Concerning the level of education, while most of the sample reached high school, only 28.7% graduated from university. 27.2% of the respondents are continuously working, this proportion differs somewhat depending on gender: it reaches 38% for men while 14% for women. The majority of those who declared their households revenue, (180 respondent), earn between 5000 and 10000 dinars a month (48.9%).

SECURITY AND SAFETY:

Let's start with the security and safety topic. The majority of respondents (85.4%) feel either very safe or rather safe in their neighborhood. Nevertheless, 13.9% of Libyans feel rather not safe or not safe at all. When comparing regions, Tripoli seems to be the safest city as 42.8% of respondents feel very safe comparing to 33.8% in each of Benghazi and Misrata.

ECONOMY: BASIC NEEDS

The second important topic is the basic needs and ability to get enough goods for the household. 33.8% of the respondents declared they manage to provide sufficient food in their household, despite the current food prices, 46.7% can just about manage to get enough food and 17.2% can hardly or cannot at all provide enough food in their household.

Similarly, 31.3% of respondents manage to buy basic consumer goods such clothing or shoes, 45.9% manage just about to provide those good to their household, while more than 2 out of 10 (20.2%) of respondents can hardly or cannot do.

HOUSING:

Talking about housing now, respondents often live with their core family (68.2%), or extended family (27.2%) and only 3.9% of the sample live alone; or with housing partners. Although the difference is very small, men are more likely than women to live alone or with partners, while women tend moe than men to live with extended or core family

Concerning access to drinking water; the majority confirmed they always have access to clean drinking water (64.9%). While more than one third (31.5%) of the sample has access only sometimes and 1.8% have very limited access or do never have access to clean drining water. When comparing results between governorates, in Tripoli, clean water access is the most accessible (76.9% do always have access) comparing to 63.1% in Misrata and 54.6% in Benghazi.

In a similar topic, more than half of the sample affirmed they always have electricity available in their dwelling (59.5%). More than one quarter (25.9%) say they mostly have electricity available while for the remaining 11.3%, electricity is sometimes or never available. Benghazi has a lower availability of electricity (55.4% say that electricity is always available) comparing to Tripoli and Misrata (61.5% in both)

For cost of housing, most respondents live in owned houses (86.7%). Out of the 13.3% who are renting their houses, 47.5% pay between 500 and 999 dinars as a monthly renting house.

HEALTH AND MEDICAL SERVICES:

Getting to the last part of the survey, most respondents (74.4%) have access to all necessary hygiene products and 23.1% just about have access to these products while 2.3% hardly or any access. Male seem to have better access to these products. In fact, 78.4% of men have all necessary hygiene product while 69.5% of women do.

Concerning the access to different medical services, the majority 60.2% of the sample have access to vaccination against polio, flu, etc. (45.1% have always access and 15.1% have only sometimes access). 3 out of 10 respondents cannot afford or do not have access to vaccinations (32.5%).

67.7% of the sample have access to vaccination against SARS-Covid19 (52.3% have always access and can afford and 15.4% have limited access). Accessibility differences are significant between cities, 66.9% of respondents have always access to vaccination in Misrata followed by Benghazi (51.5%) then Tripoli (38.5%).

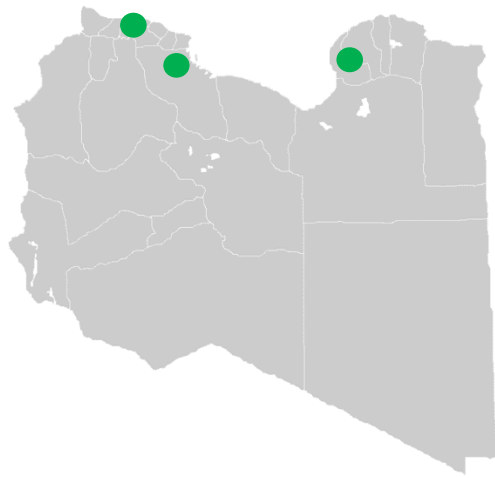
For the general practitioner, 64.4% of the sample have access to this service (39.5% always have access and 24.9% have limited access). The percentages vary between Misrata (45.4%) always have access while 40.8% in Benghazi and 32.3% in Tripoli.

Only 33.1% of respondents declared they always have access and can afford to visit a dentist and 24.9% said they have a limited access, whereas 37.7% either cannot afford or do not have access this service.

Following the same trend, medical specialists are also accessible always for one third of the sample (30.5%). Tripoli has the worst access as only 18.5% of respondents have always access and can afford to go to a specialist comparing to Benghazi (35.4%) and Misrata (37.7%).

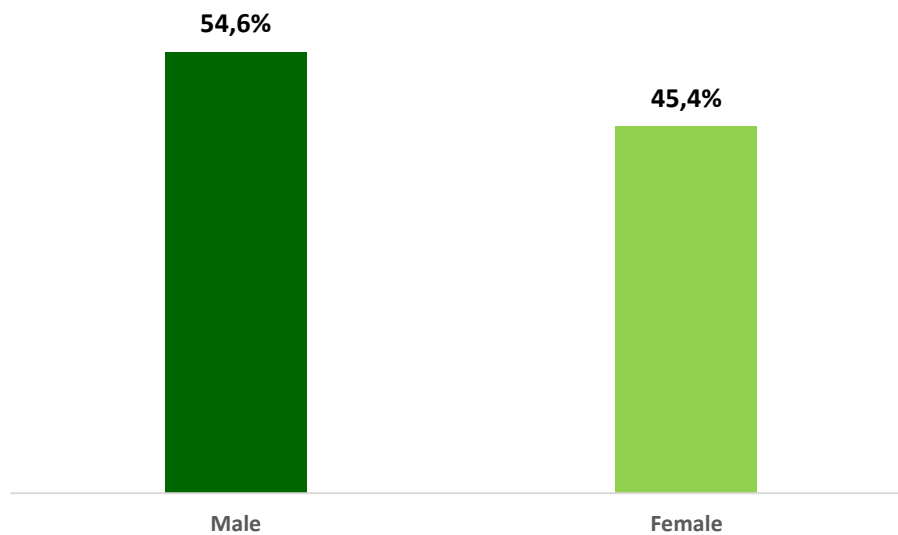
For hospital for treatment and surgery services 51.1% of respondents have access and can afford; either always (32.6%) or limited access (18.5%). Generally, these services are more accessible to women (36.2% always have access and can afford) than men (29.6). Just like other health/medical related services, respondents in Misrata have better access (46.9% have always access and can afford) than Benghazi (36.9%) and Tripoli (13.8%)

3. Demographics: Profile of surveyed residents

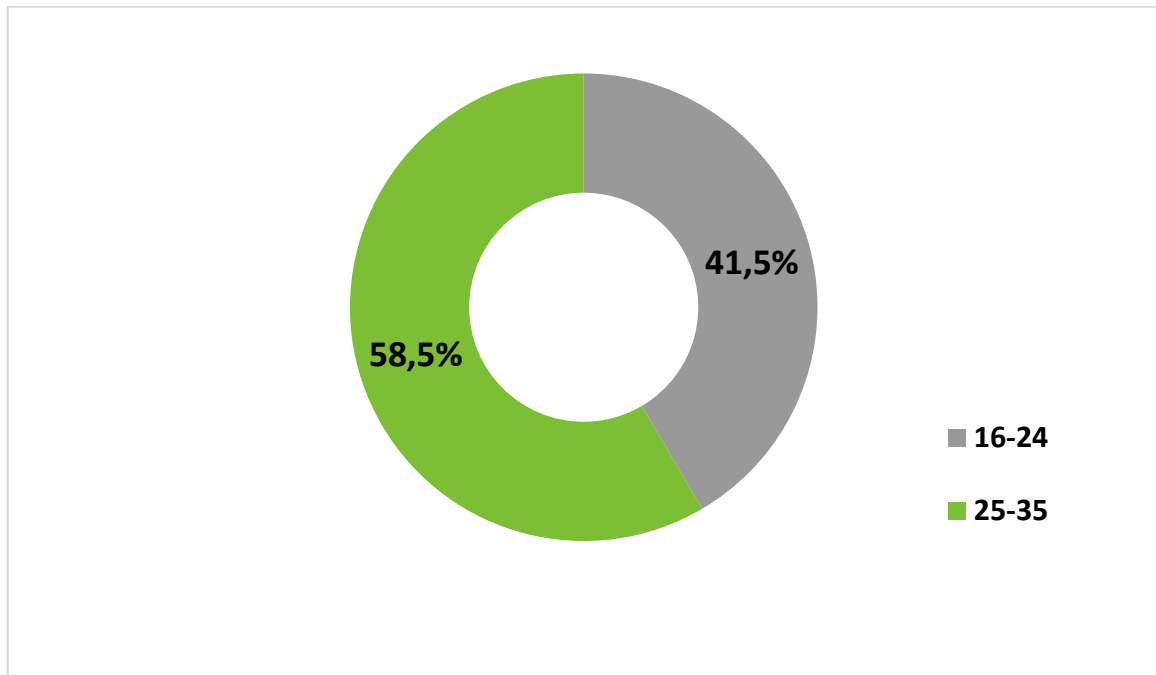


Districts	Targeted Quotas	Achieved quota
Tripoli	33.3%	33.3%
Benghazi	33.3%	33.3%
Misrata	33.3%	33.6%

Distribution of the residents by gender

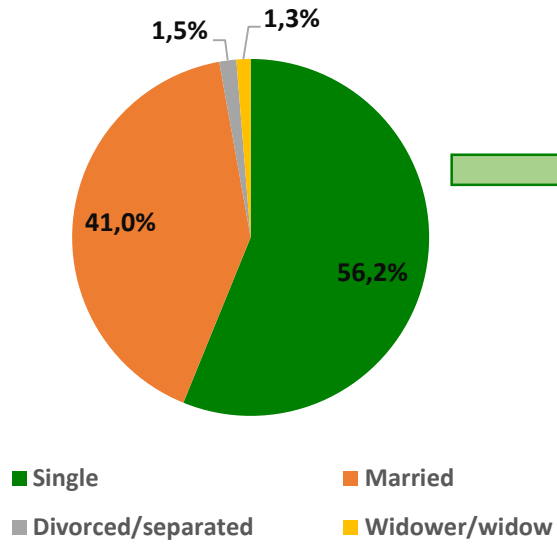


Distribution of the residents by age groups

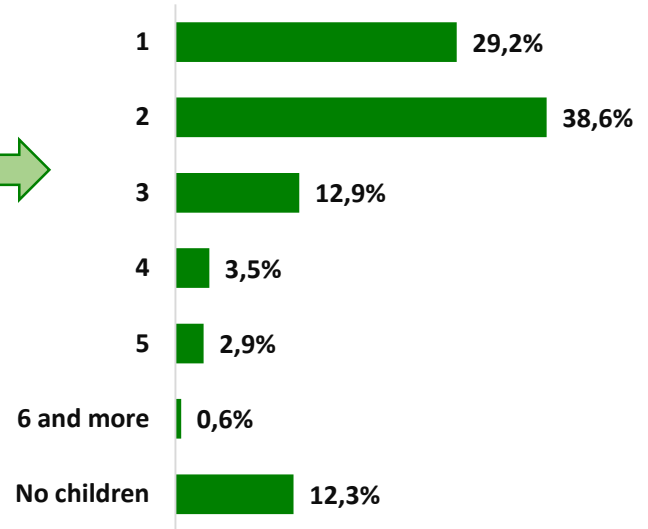


Mean age	25,8
Median age	26
[Min age ; Max age]	[16 ;35]

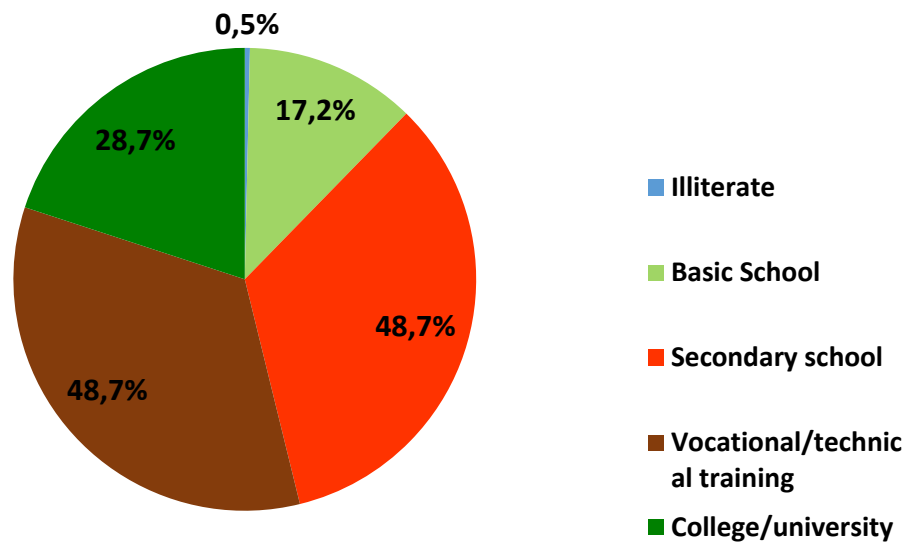
Marital Status



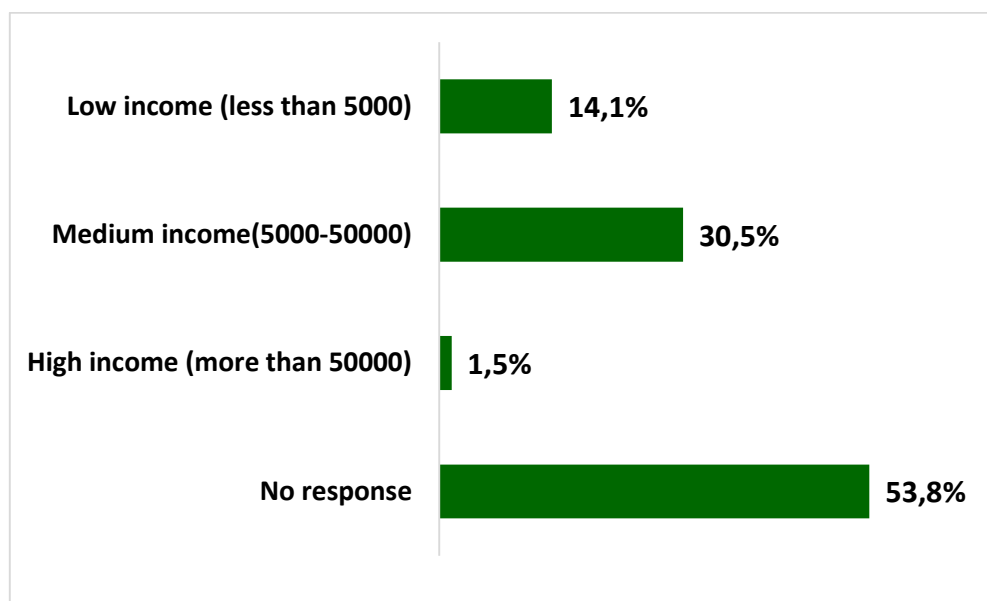
Number of children



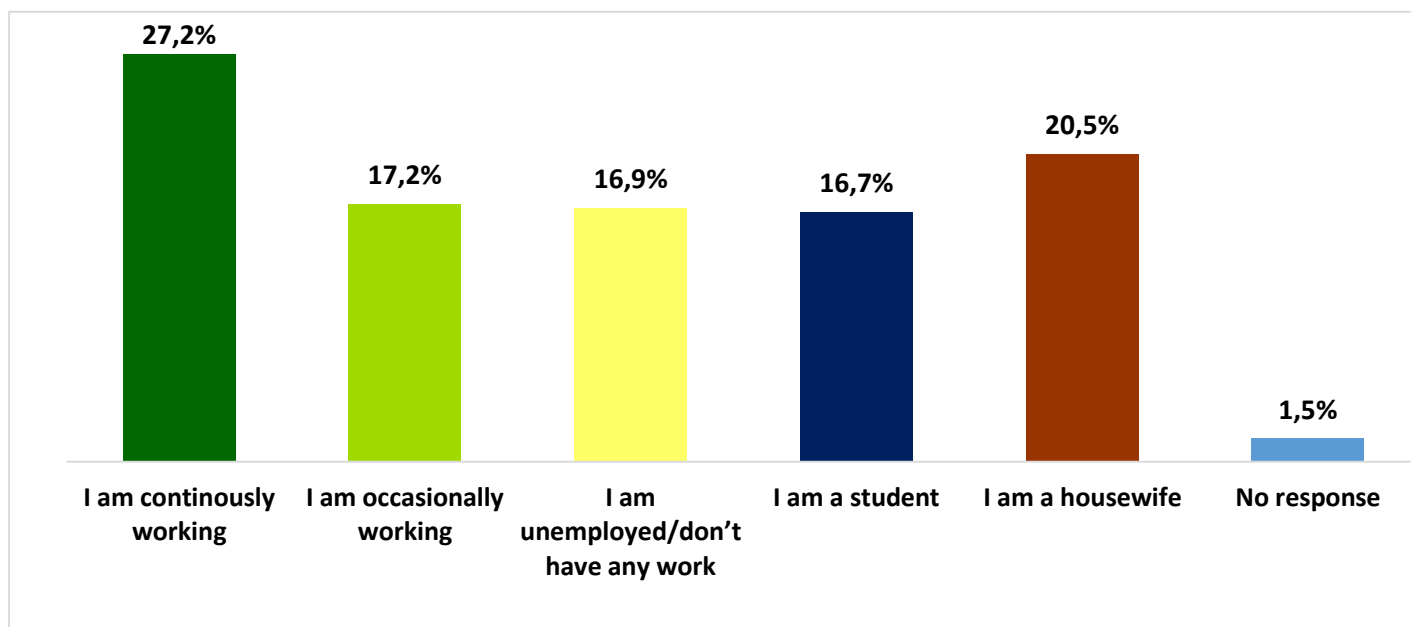
Highest level of education



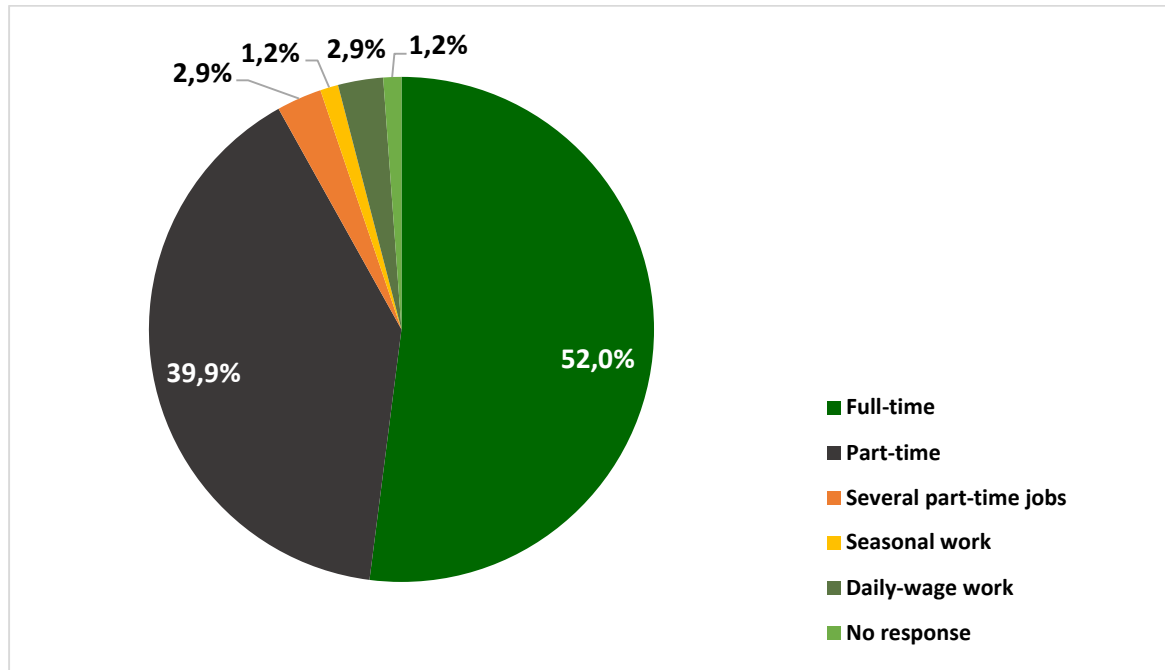
How much does your household earn per month?



Distribution of the residents by occupation

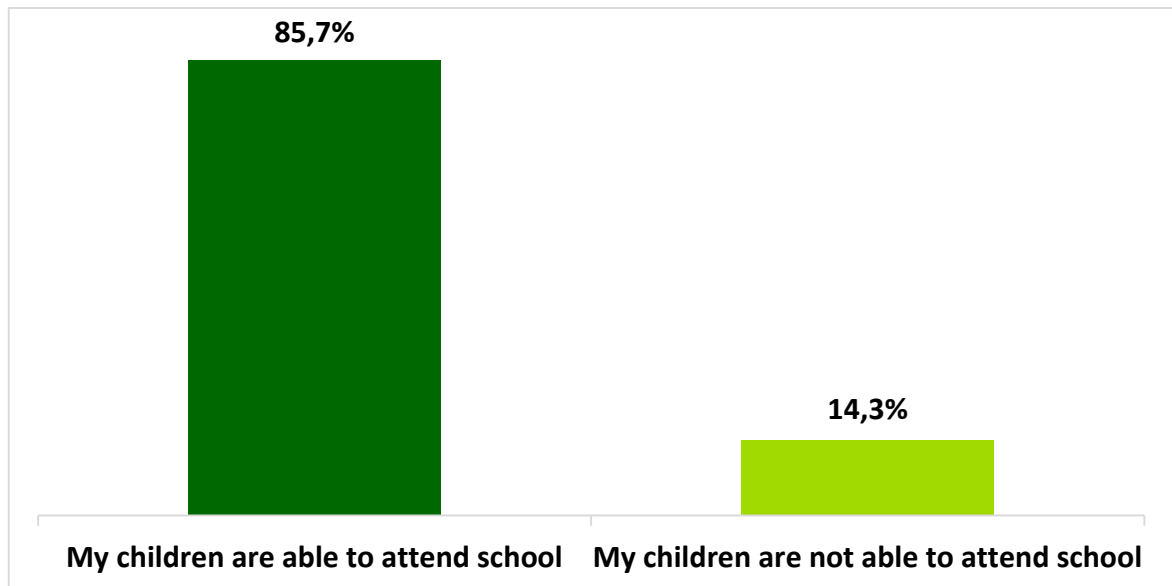


Distribution of the working residents by type of employment



(If interviewee has school-age children) Are your children able to attend school?

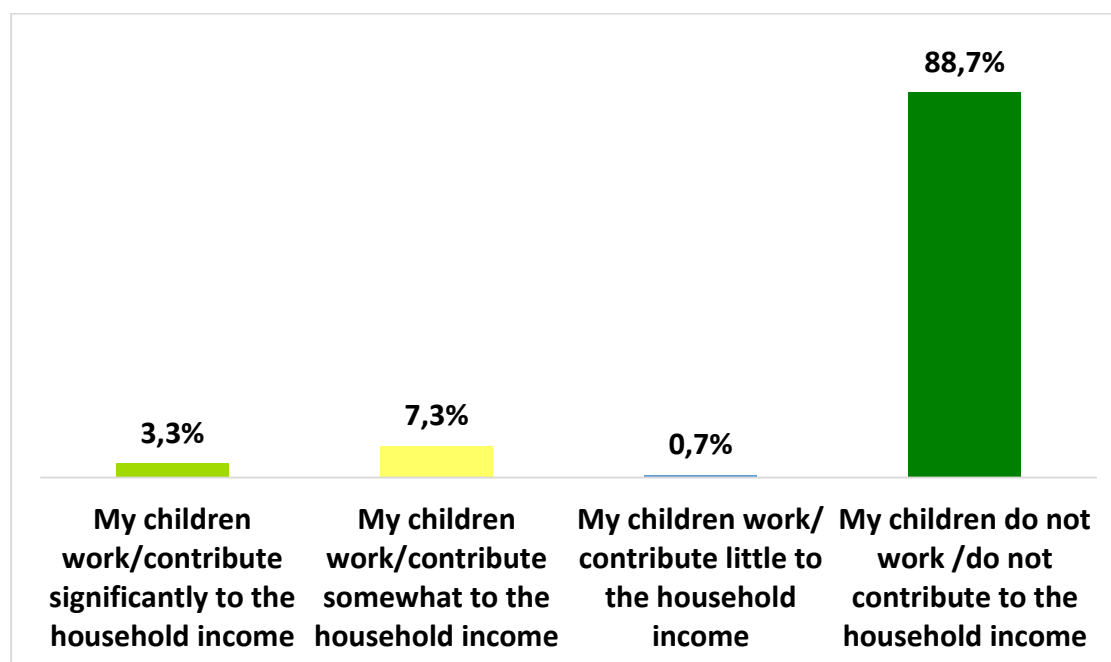
Only 70 interviewees have school-age children (5 years and more)



60 interviewees from 70 have children who are able to attend school

Do your children (up to age 18) work/contribute to the household income?

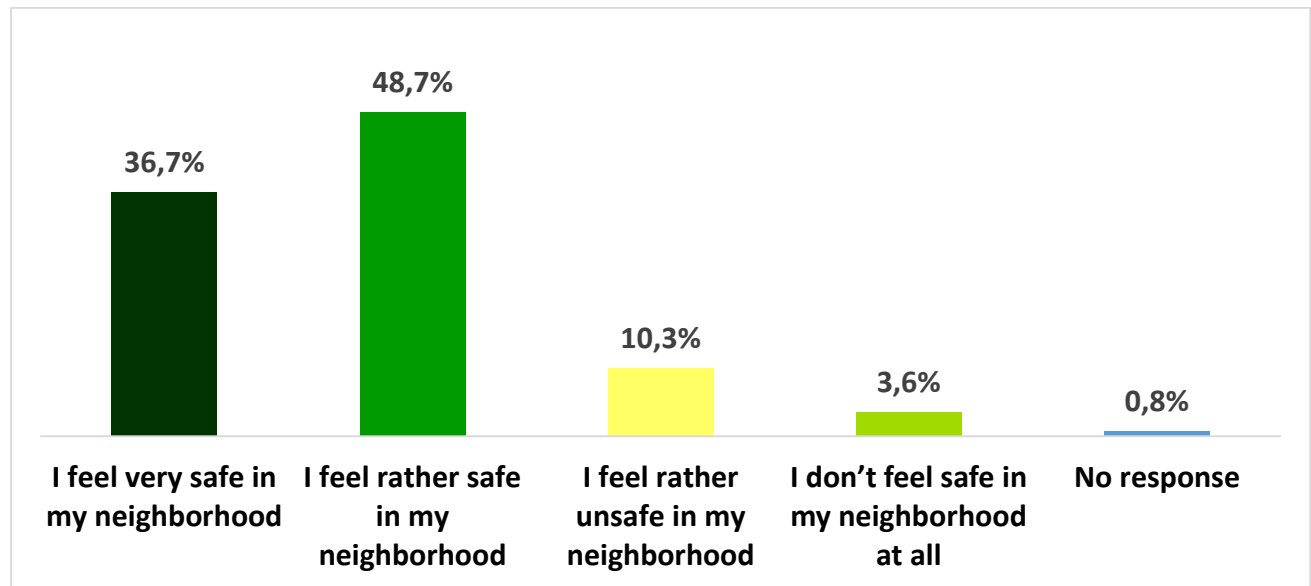
All children are under 18 years old



Quantitative findings: Univariate Analysis¹

1. SECURITY AND SAFETY :

I would like to ask you about the security situation in your neighborhood: Generally speaking, how safe do you feel in your neighborhood?



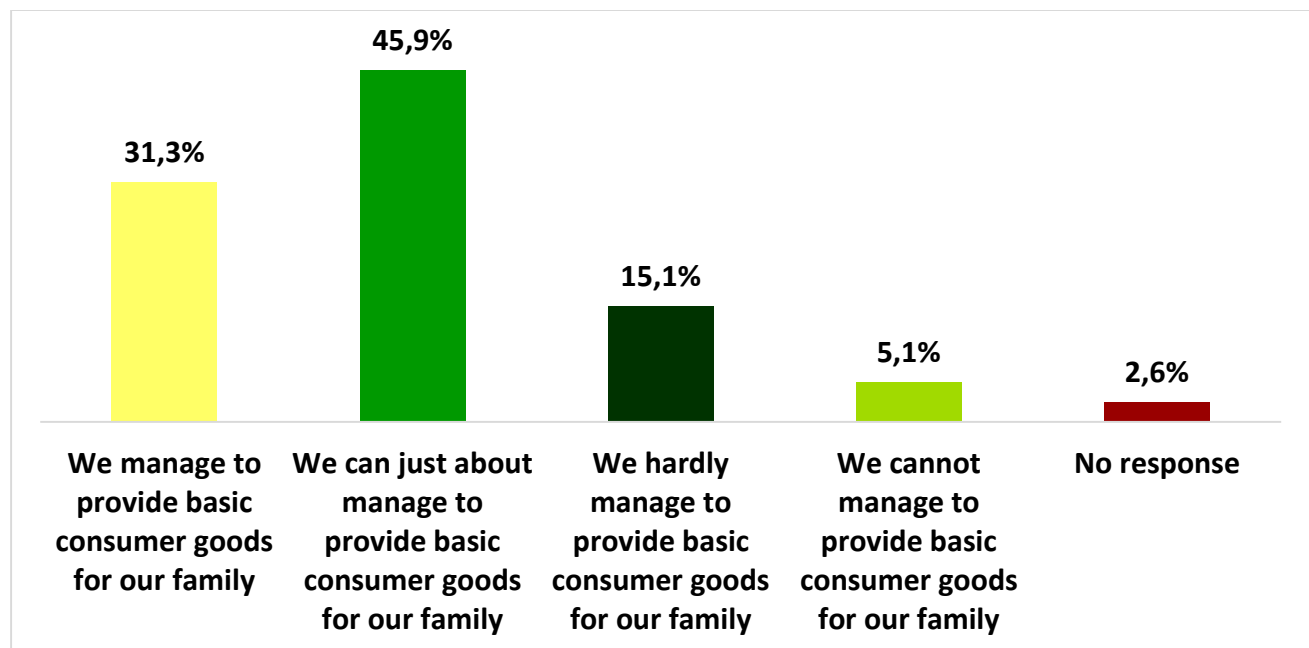
2. ECONOMY : BASIC NEEDS

What is the impact of current food prices on your ability to buy food for your household?

¹ Univariate analysis: The analysis of one variable

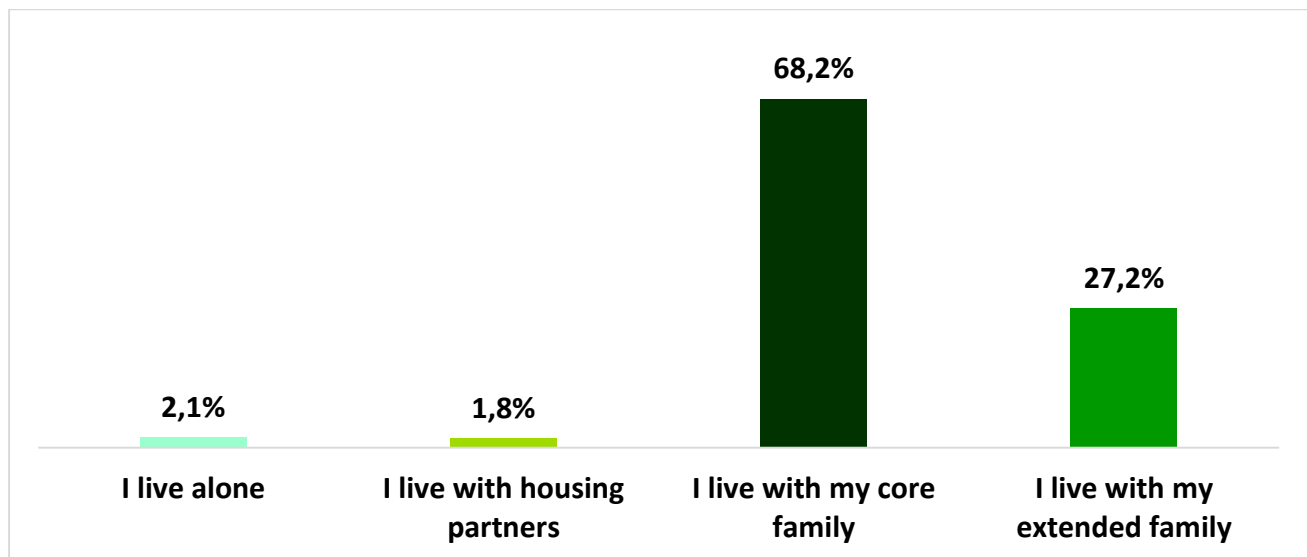


What is the impact of current market prices on your ability to buy basic consumer goods (e.g., clothing, shoes, etc.) for your household?

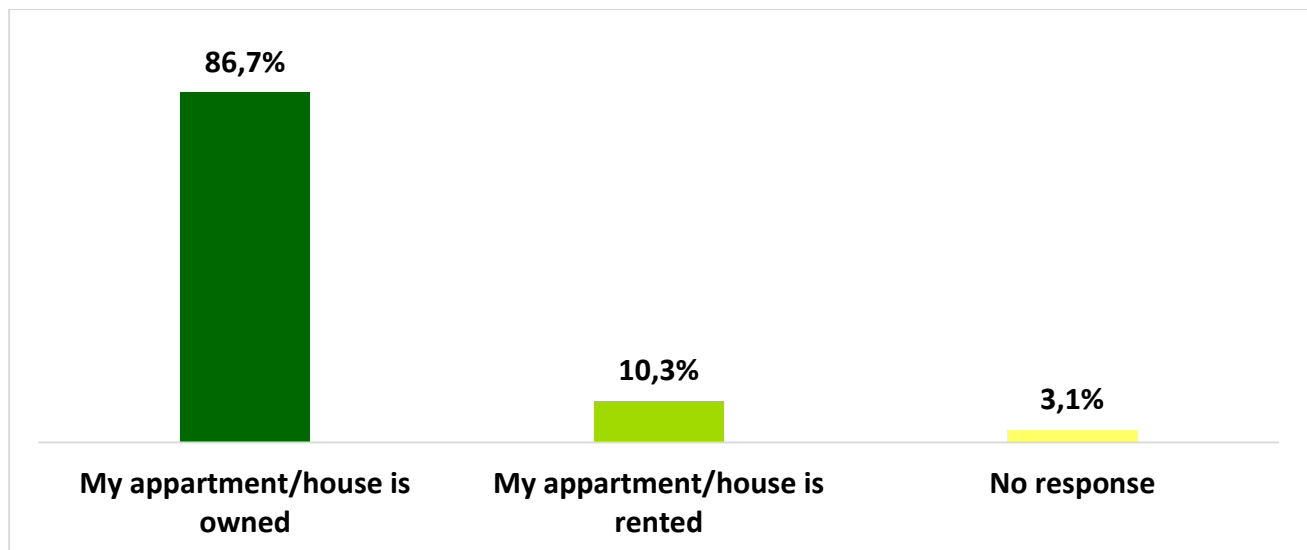


3. HOUSING:

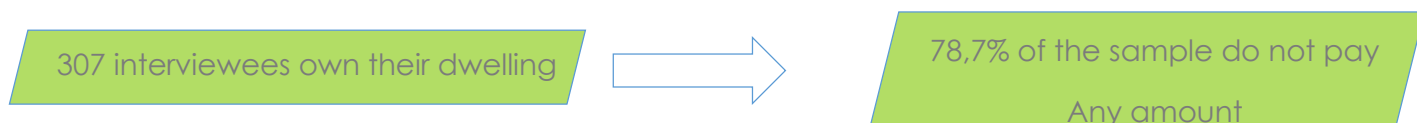
What is your current housing situation?



Is your dwelling rented or owned?

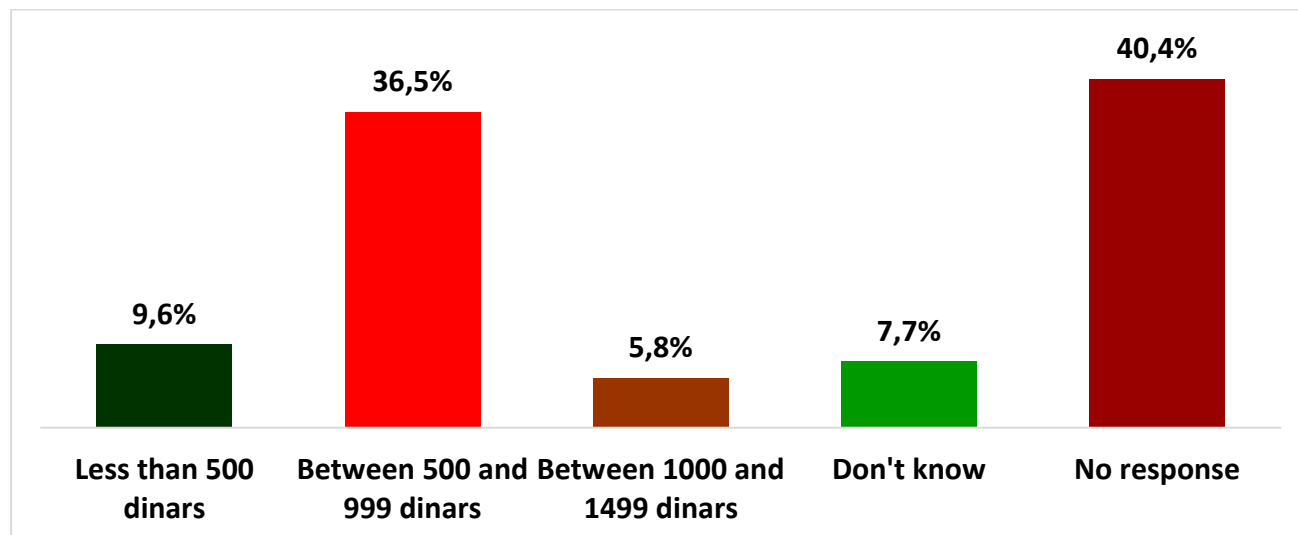


How much are you paying for your dwelling per month?

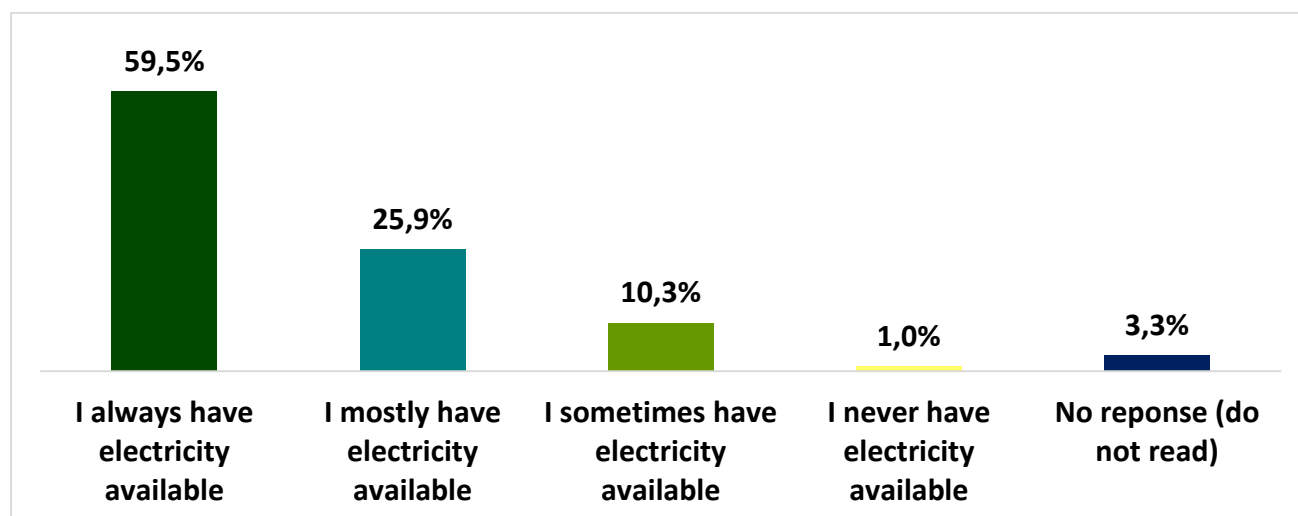


For the 76 interviewees who rent their dwelling:

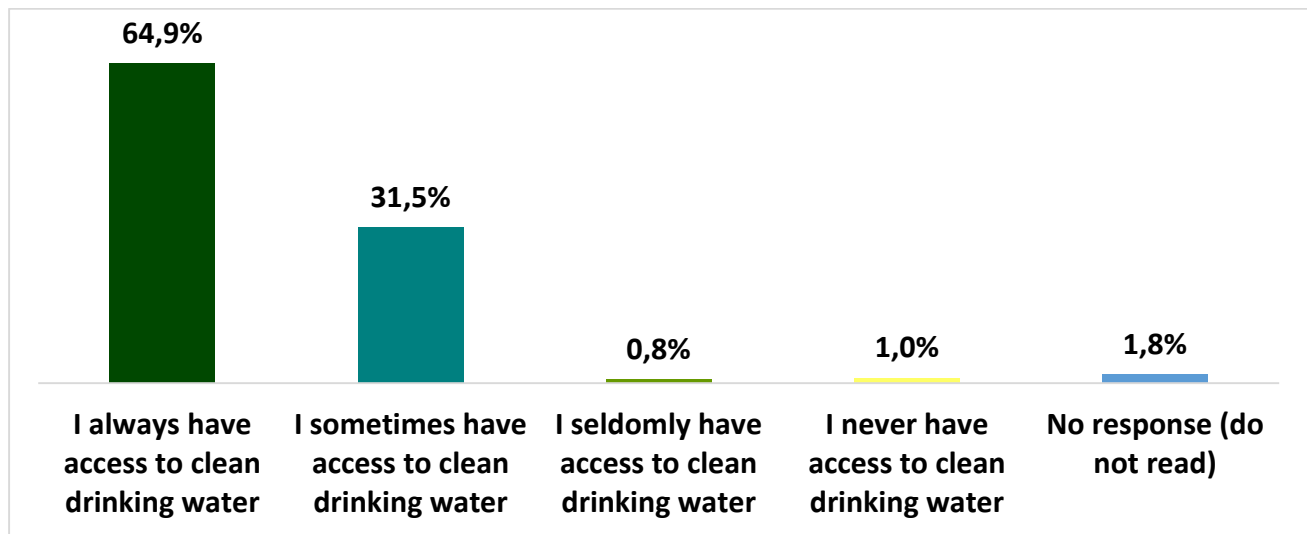
4 respondents live in functional homes (where they work)



Do you have electricity in your dwelling?

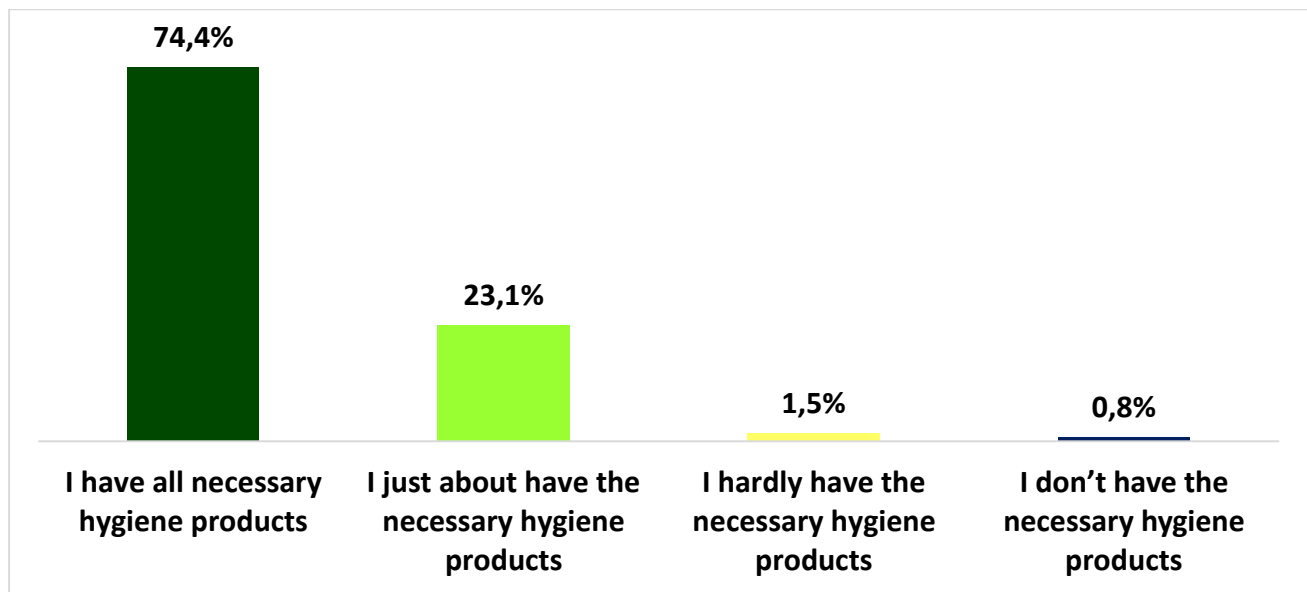


Do you have adequate access to clean drinking water?



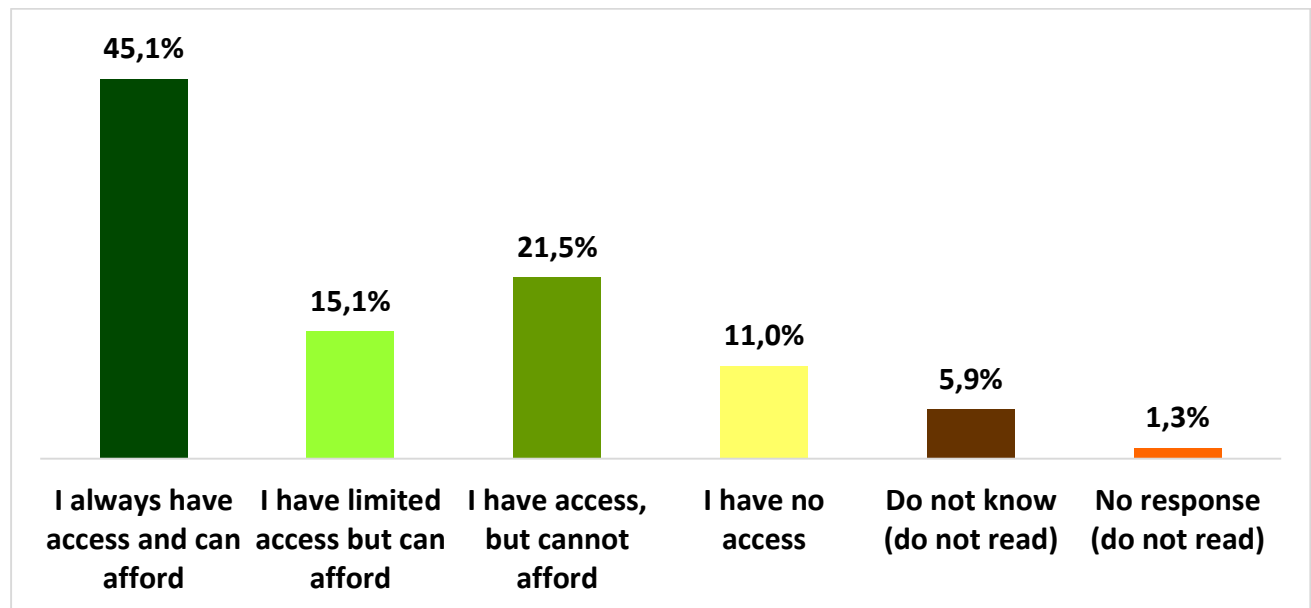
4. HEALTH AND MEDICAL SERVICES :

Do you have access to the necessary hygiene products for yourself? [Hygiene Products are all products for personal hygiene such as soap, shampoo, toothpaste, lotion, sanitizer, feminine hygiene products, etc.]

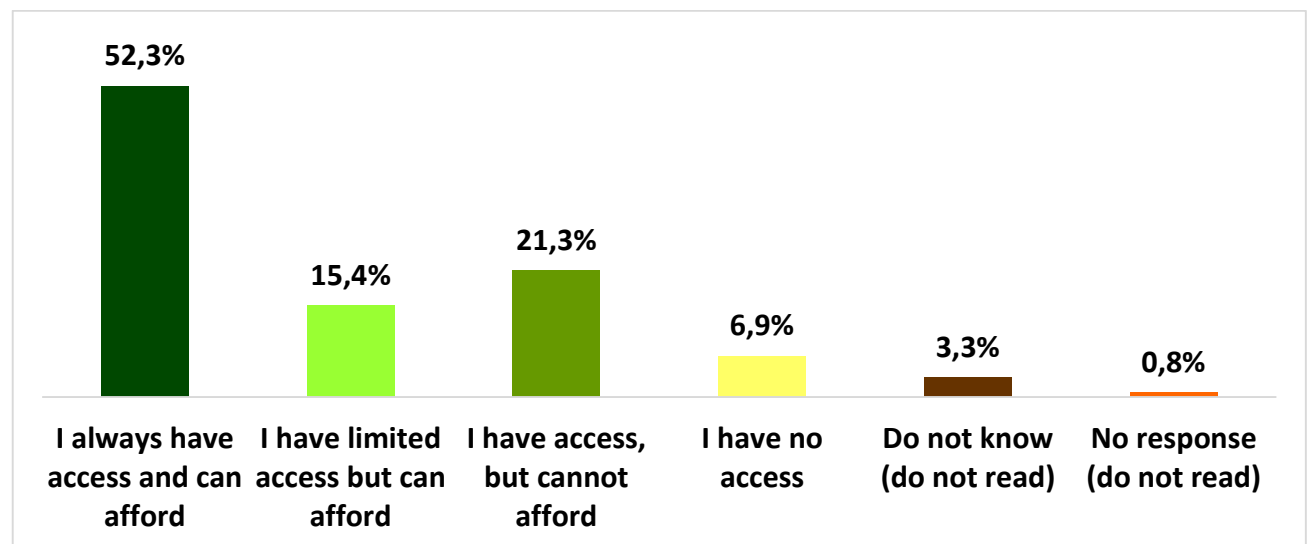


In general, how would you describe your access to each of the following services?

1. Vaccinations [e.g., vaccines against polio, tetanus, hepatitis, measles, the flu, etc.]

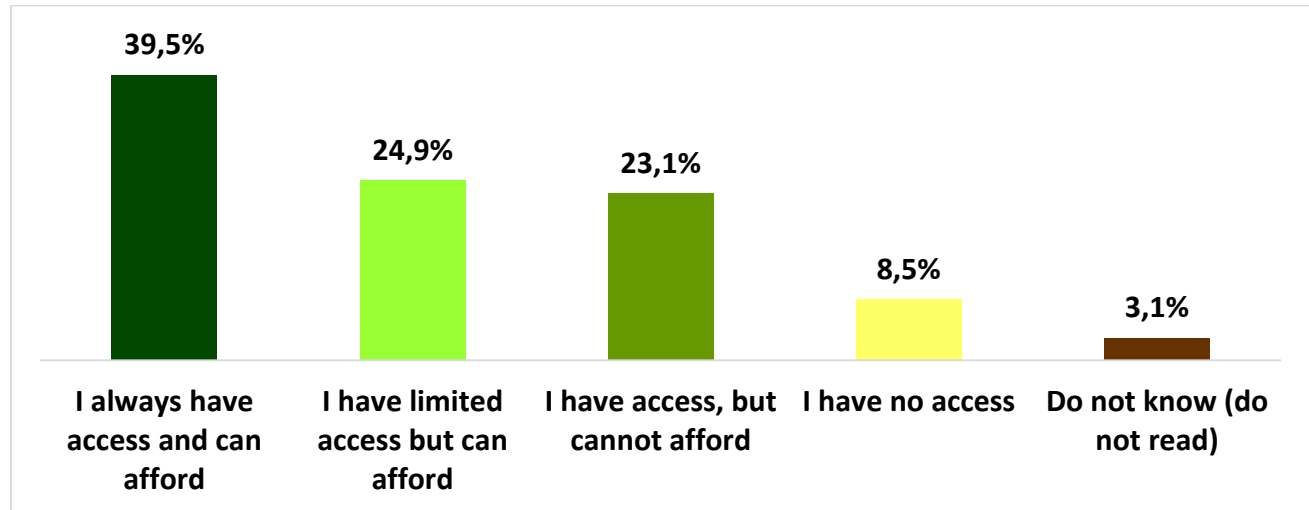


2. Vaccination against SARS-Covid-19

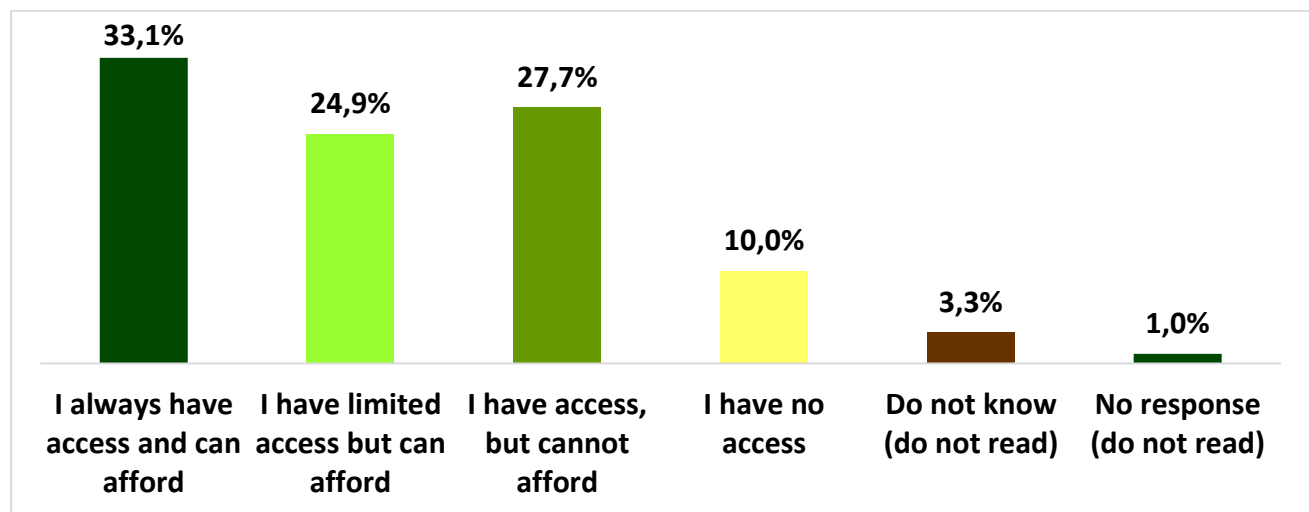


In general, how would you describe your access to each of the following services?

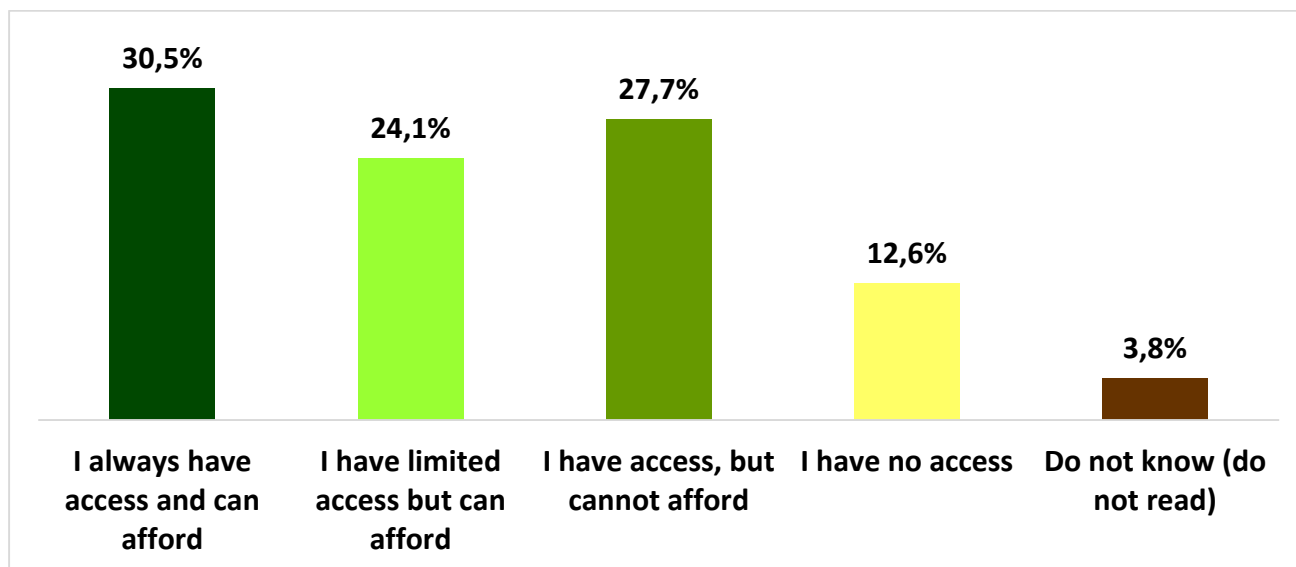
1. Doctor (general practitioner)



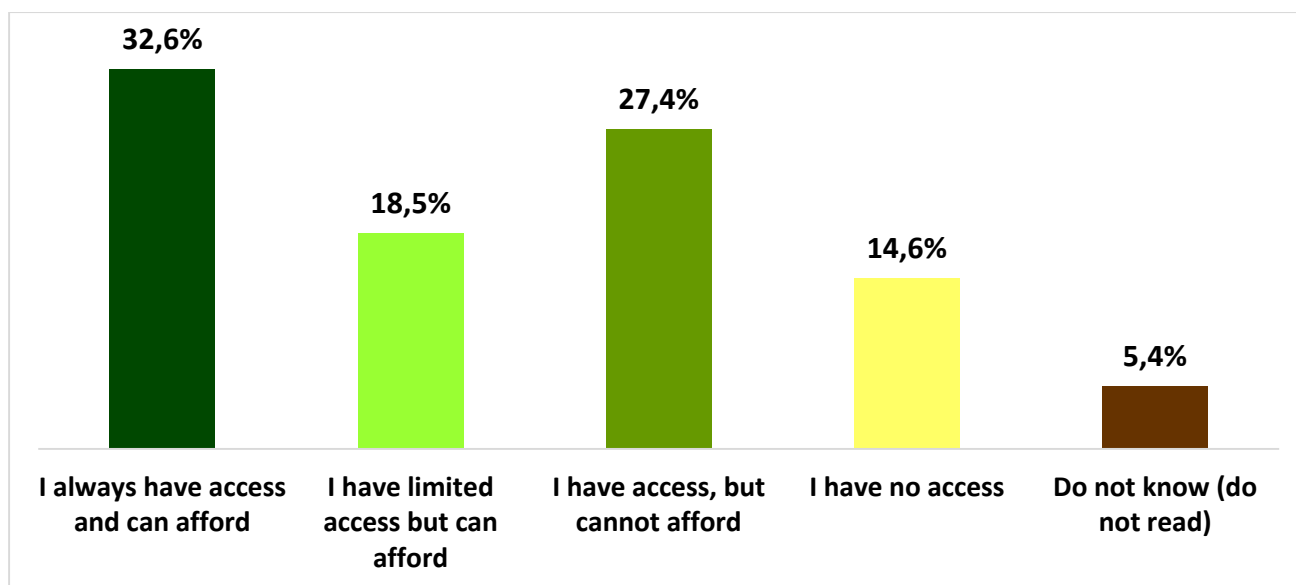
2. Dentist



3. Medical specialist (e.g. Eye specialist, dermatologist, gynecologist/urologist, pediatrician, etc.)

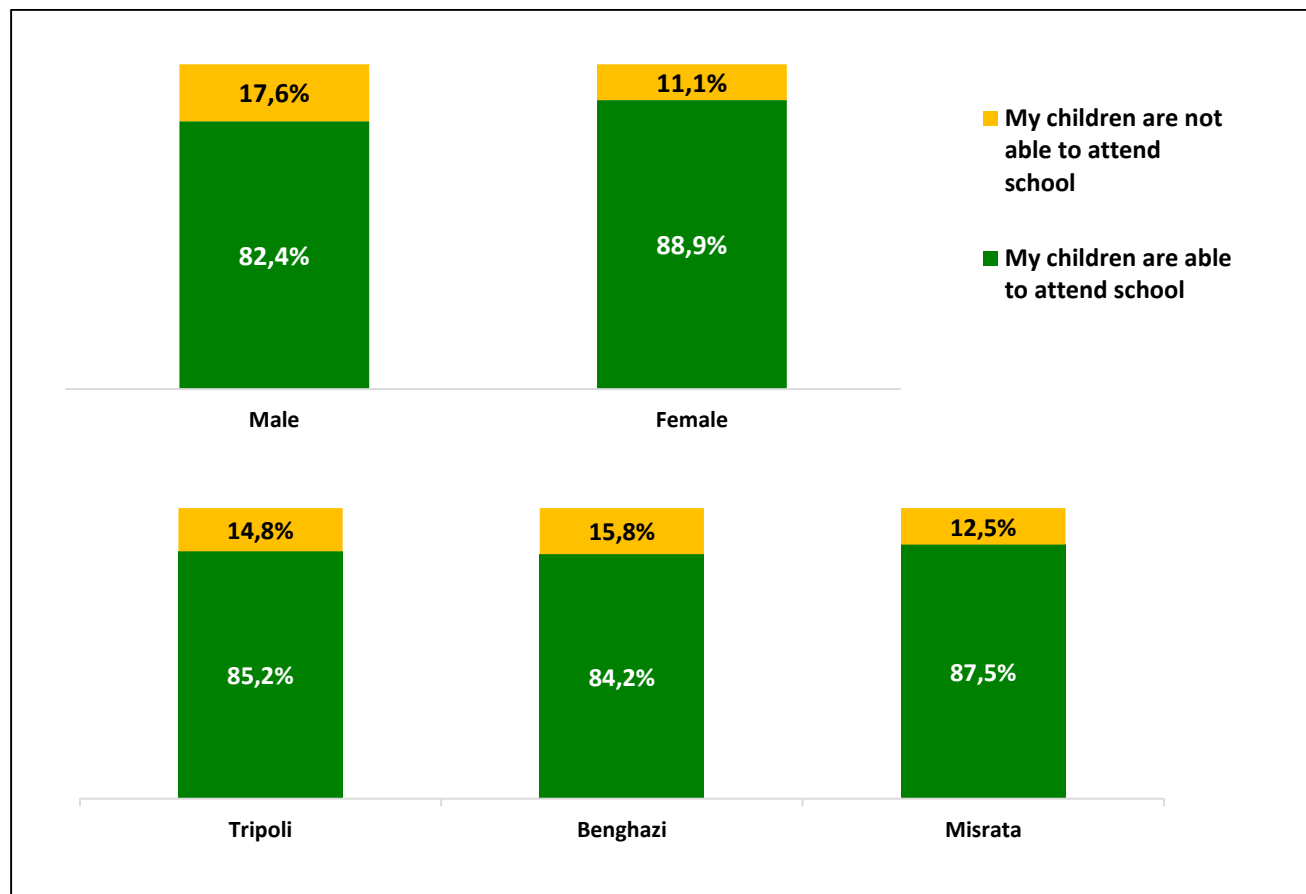


4. Hospital for treatment/surgery



5. Quantitative findings: Bivariate Analysis²

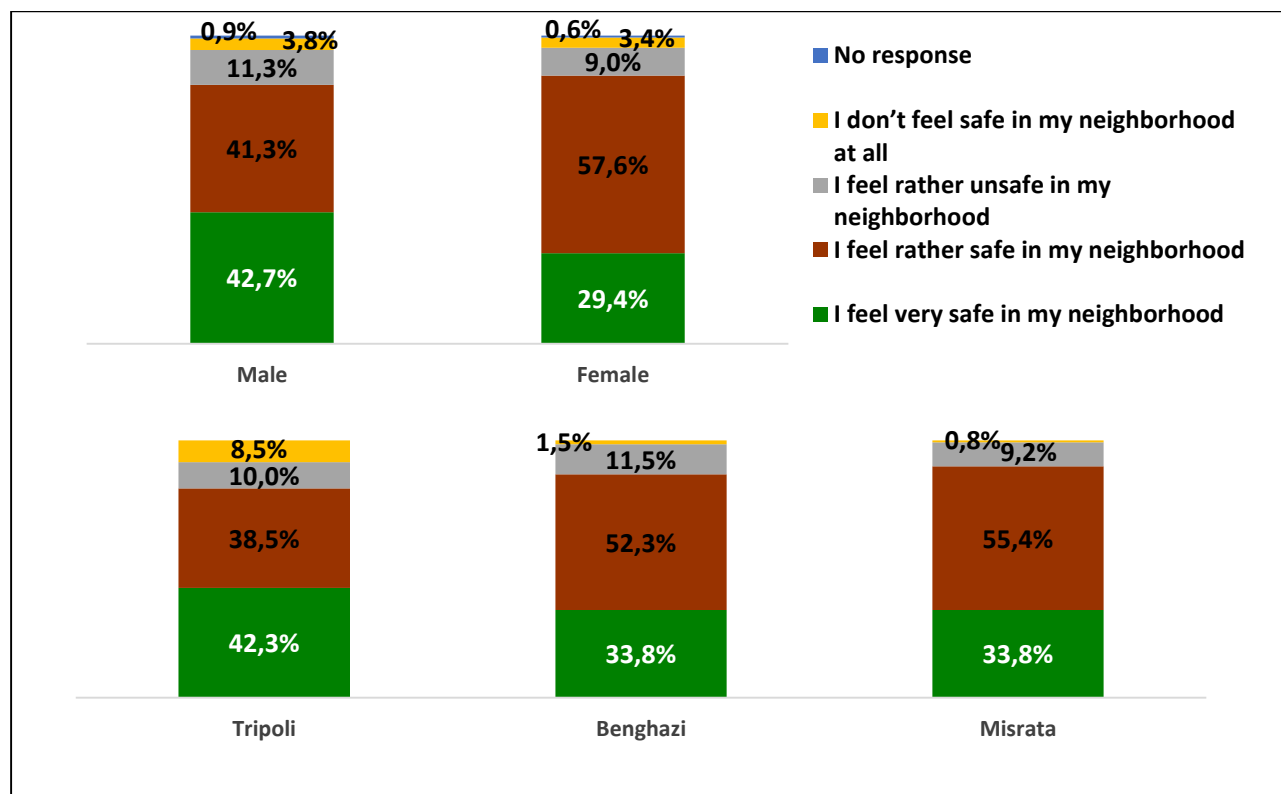
Are your children able to attend school?



2 Bivariate Analysis: The analysis of two variables

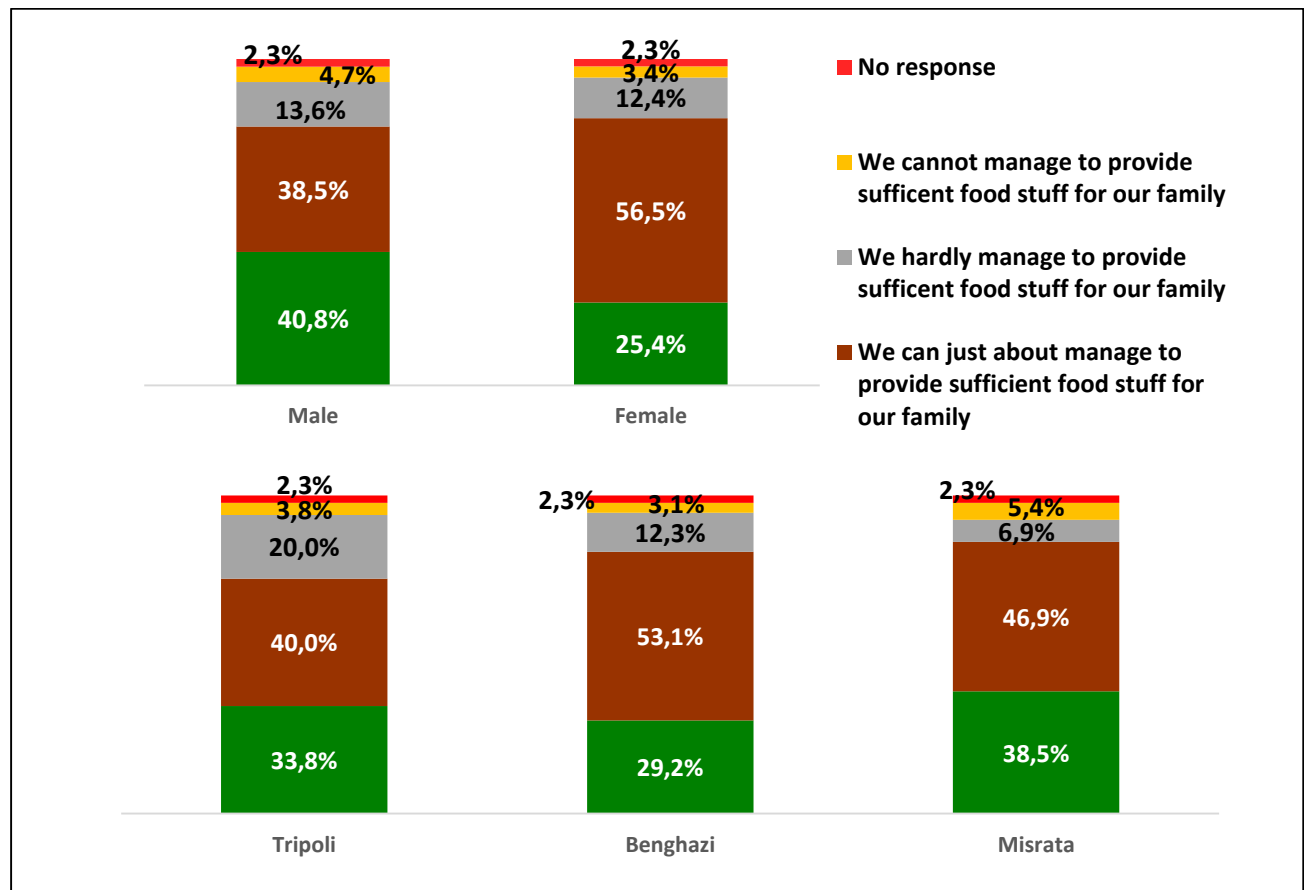
Low income : Less than 25000 dinars, Medium income : between 25000 and 120000 dinars, High income : 120000 dinars and more

1. SECURITY AND SAFETY

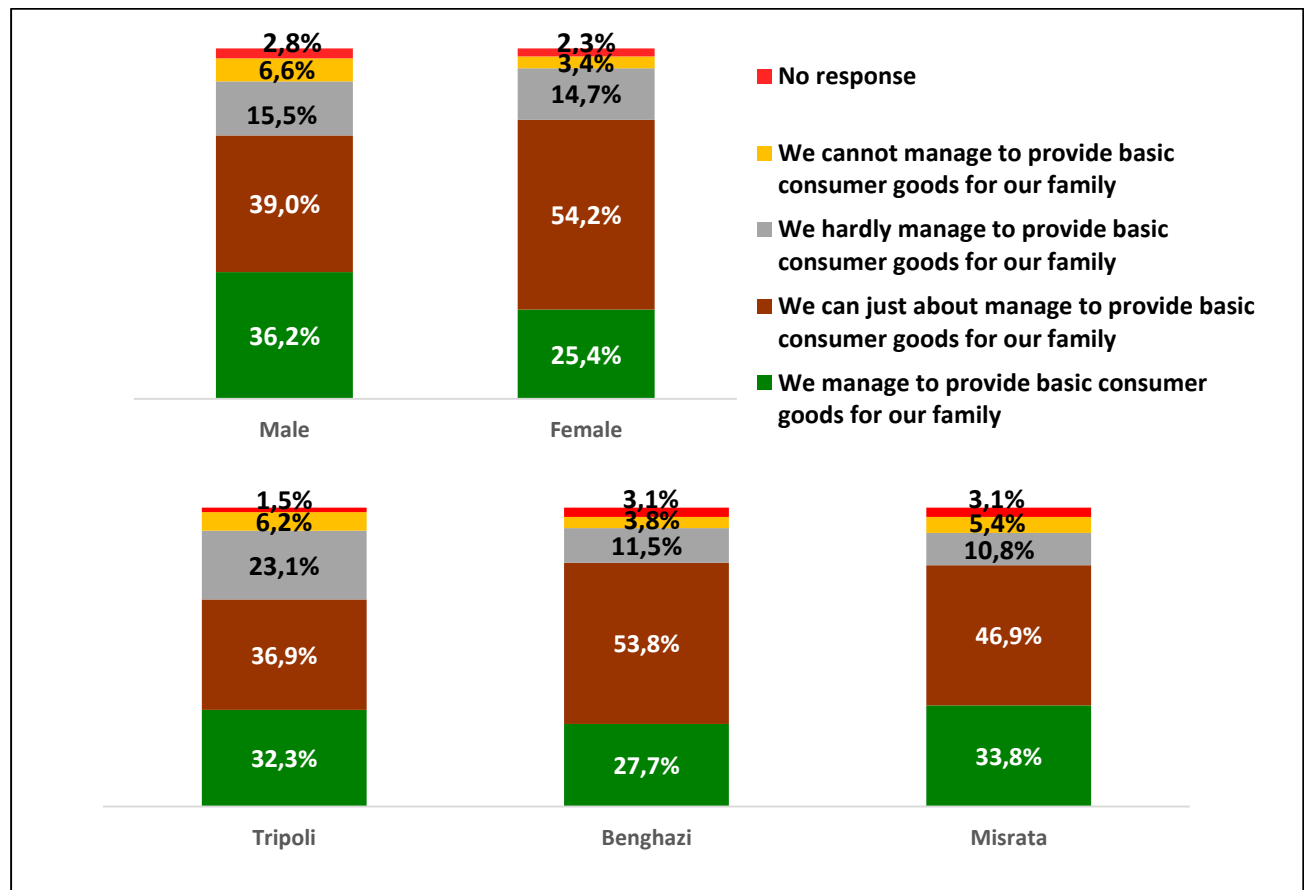


2. ECONOMY : BASIC NEEDS

What is the impact of current food prices on your ability to buy food for your household?

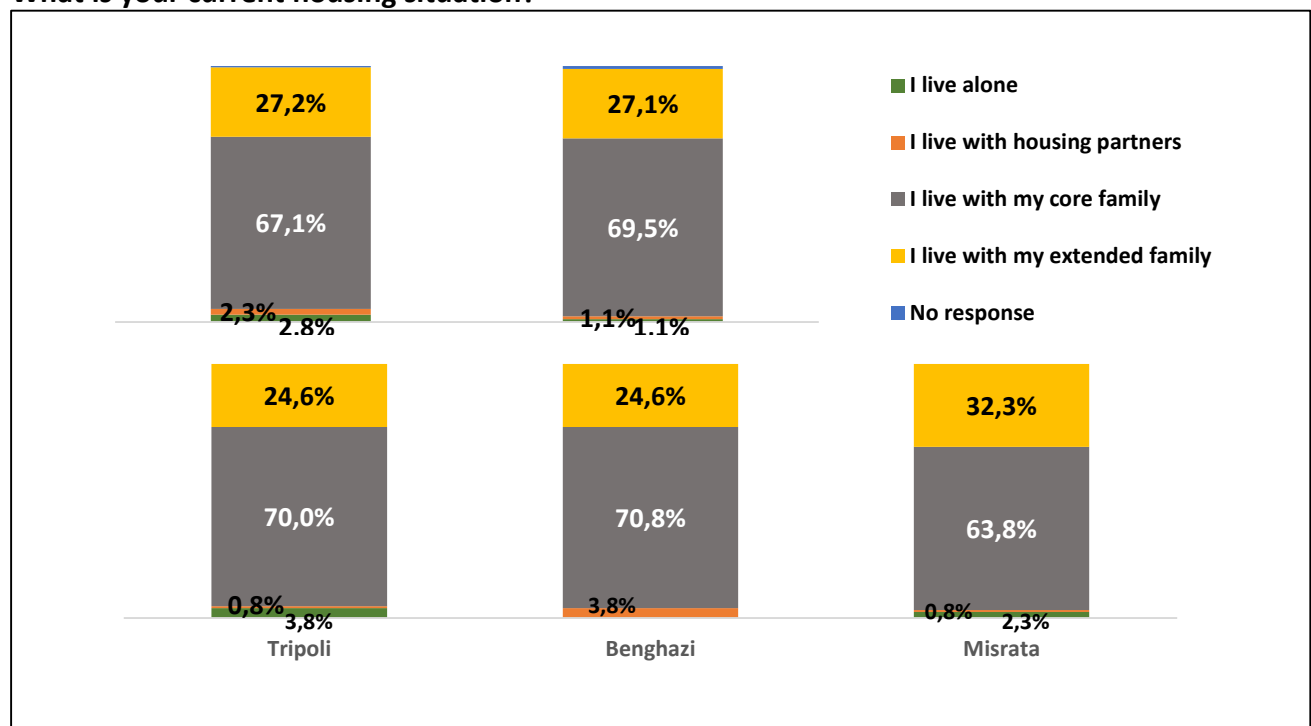


What is the impact of current market prices on your ability to buy basic consumer goods (e.g., clothing, shoes, etc.) for your household?

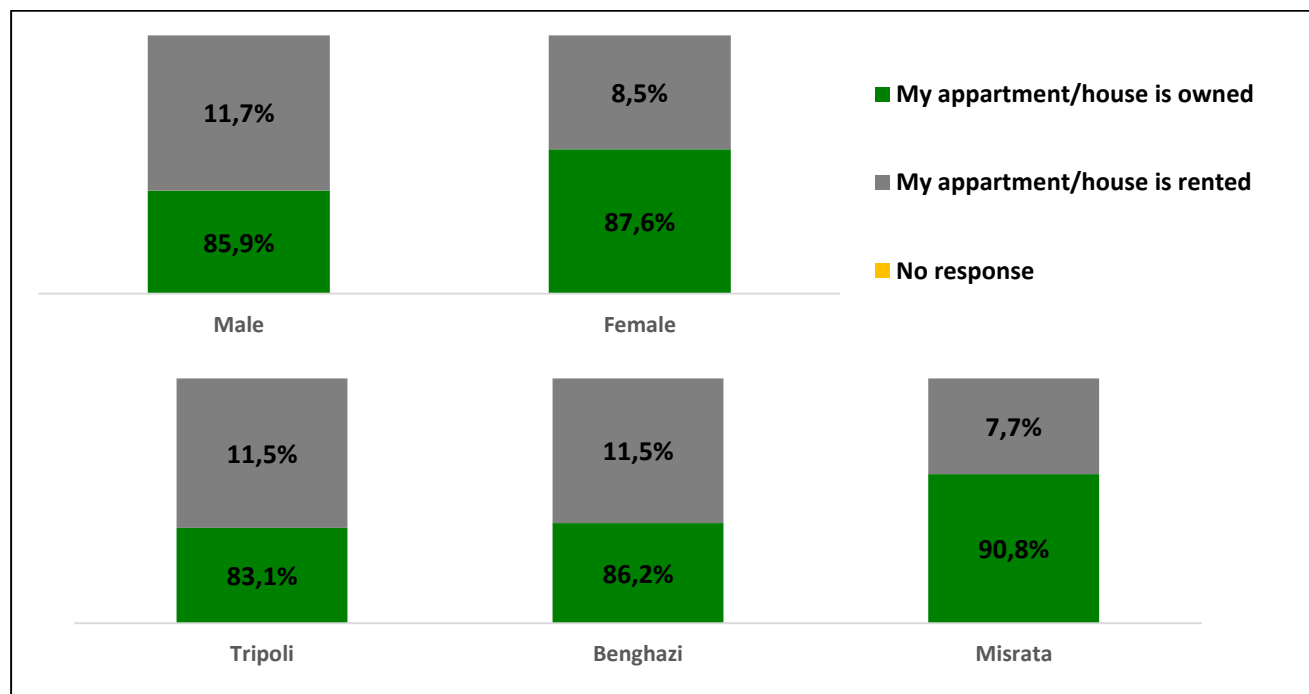


3. HOUSING:

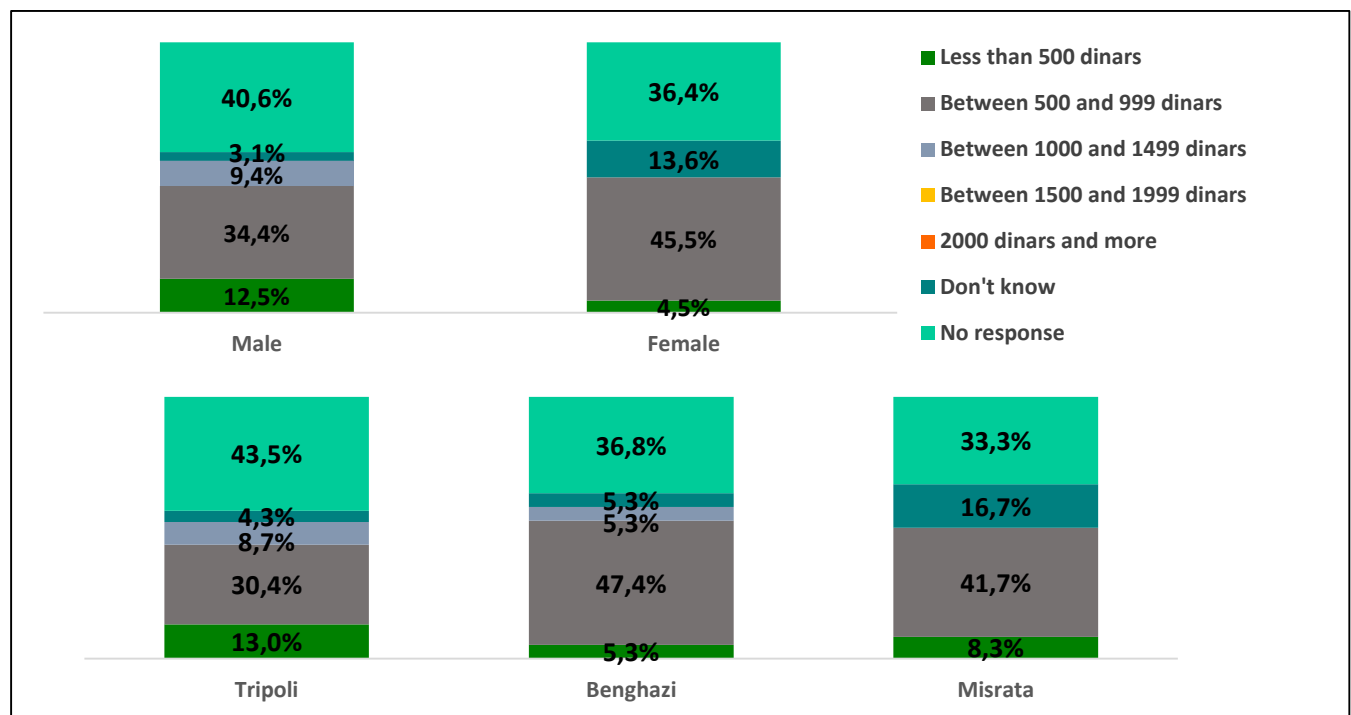
What is your current housing situation?



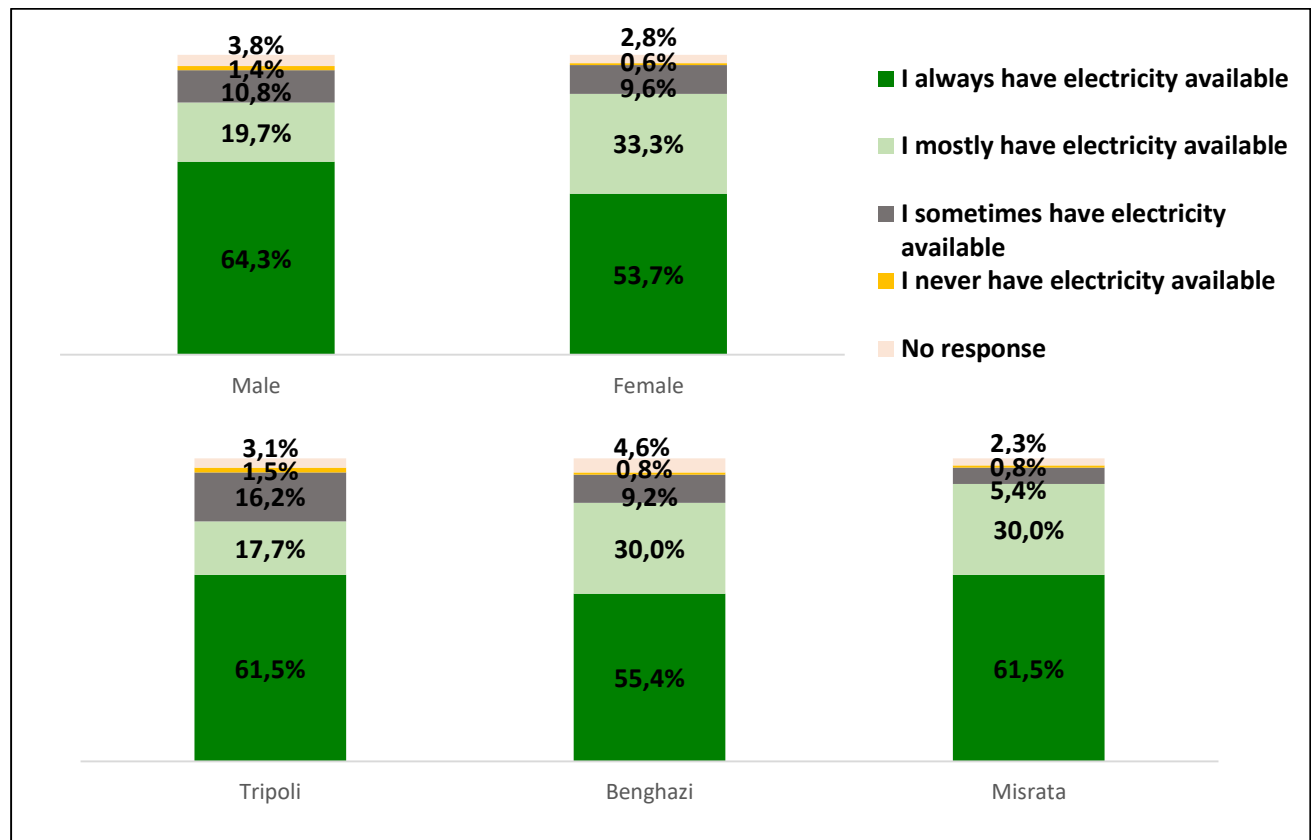
Is your dwelling rented or owned?



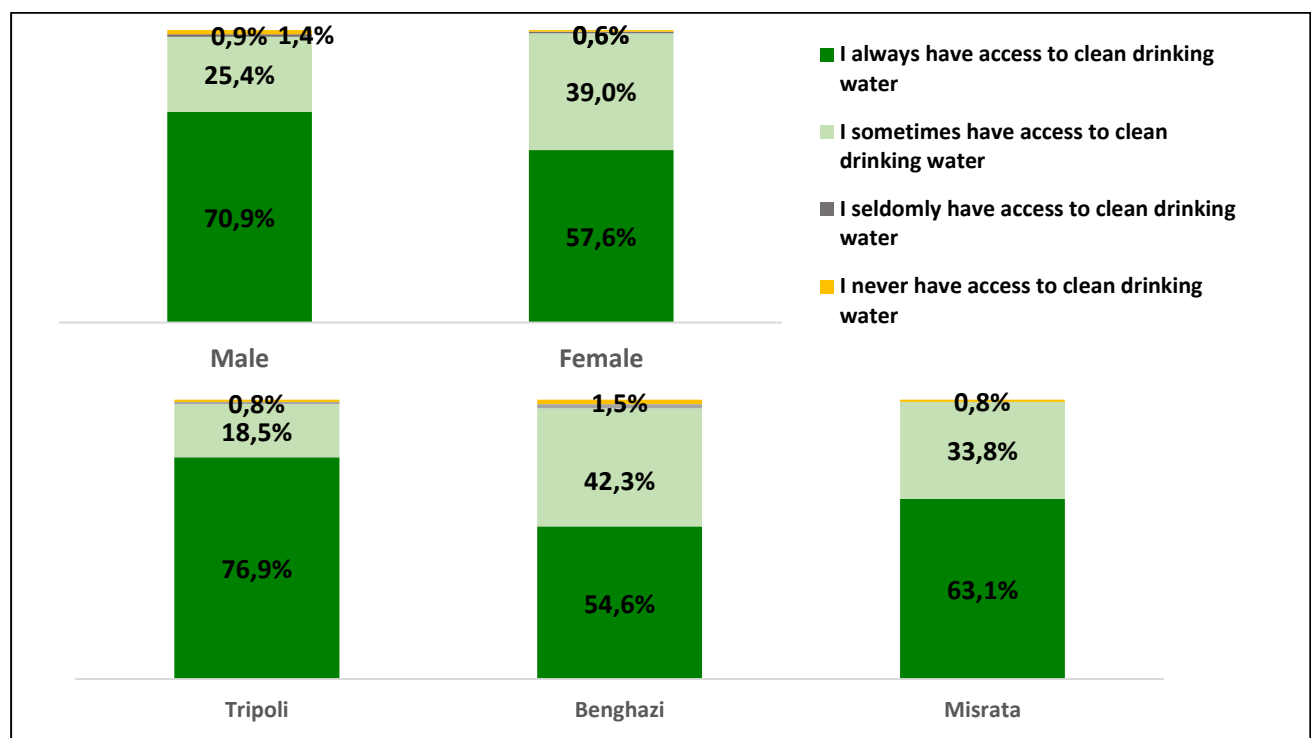
How much are you paying for your dwelling per month?



Do you have electricity in your dwelling?

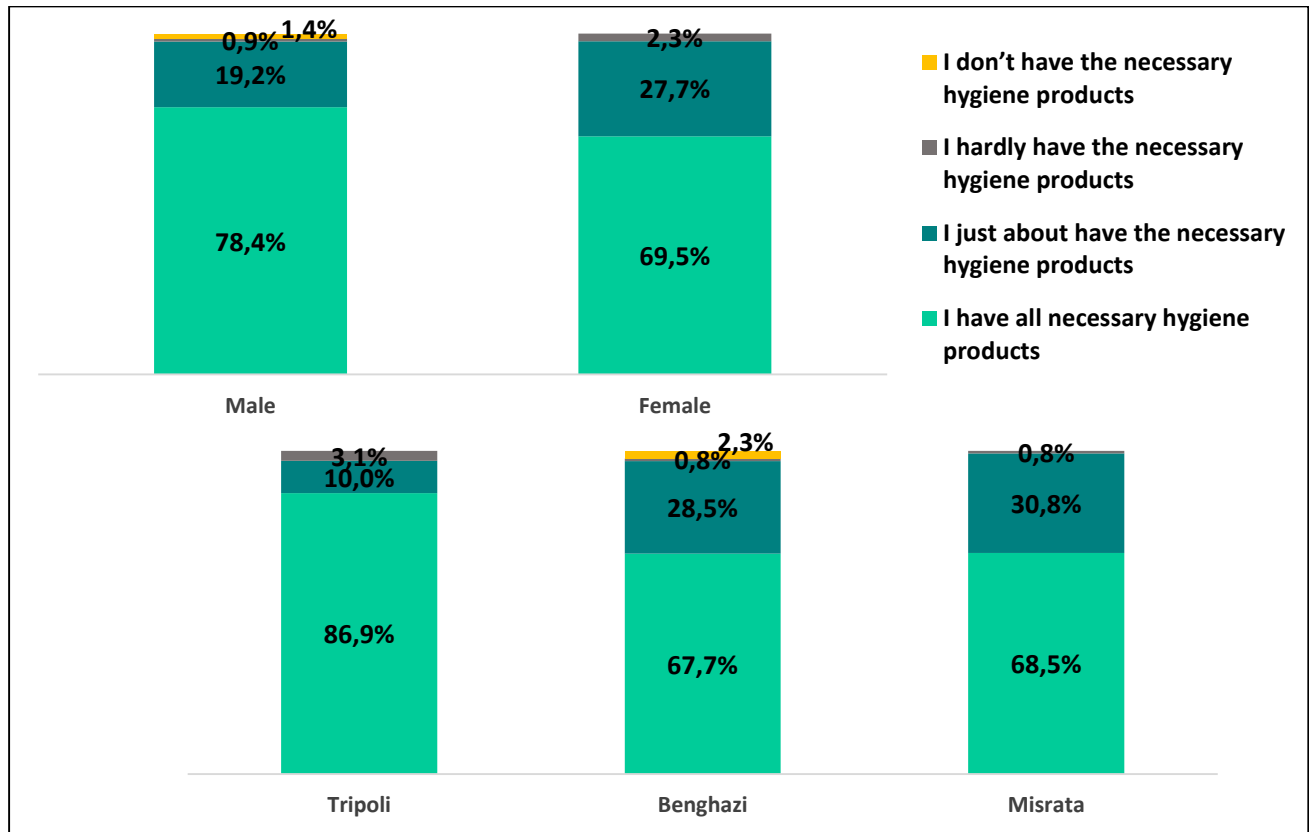


Do you have adequate access to clean drinking water?



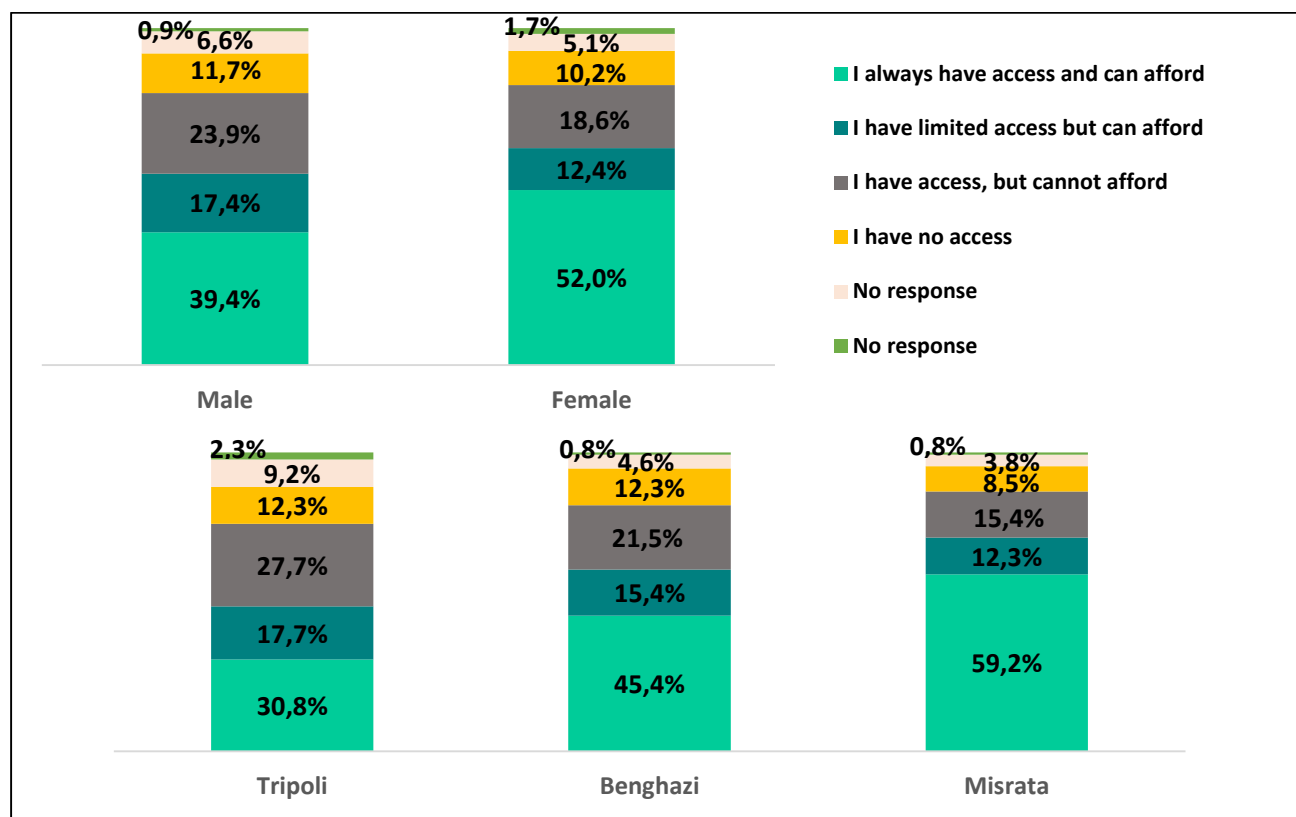
4. HEALTH AND MEDICAL SERVICES:

Do you have access to the necessary hygiene products for yourself? [Hygiene Products are all products for personal hygiene such as soap, shampoo, toothpaste, lotion, sanitizer, feminine hygiene products, etc.]

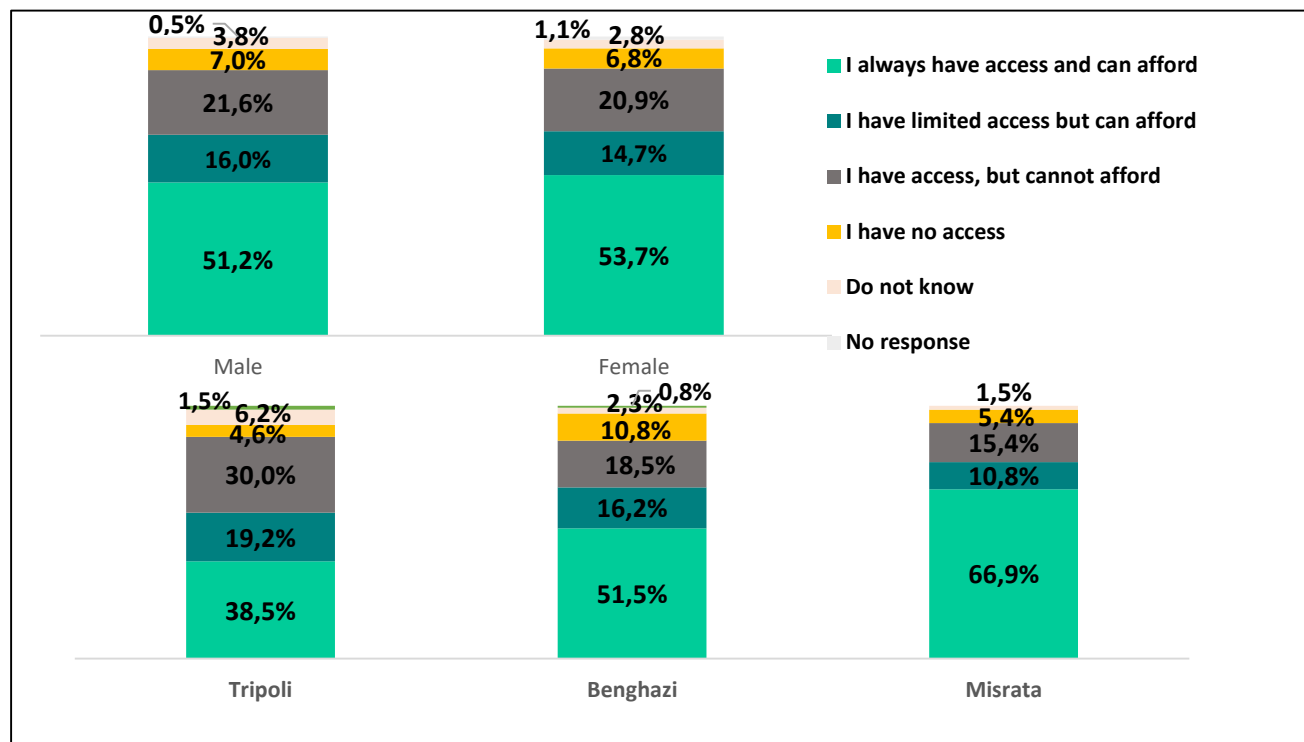


In general, how would you describe your access to each of the following services?

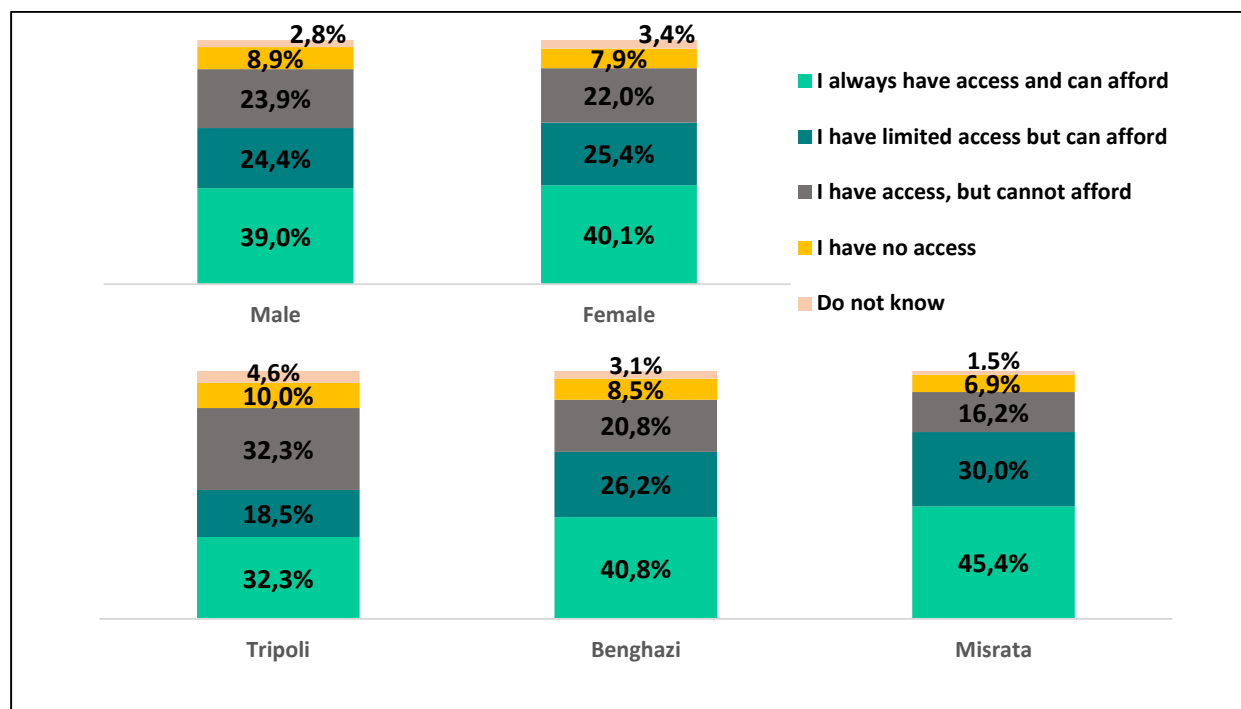
1. Vaccinations [e.g., vaccines against polio, tetanus, hepatitis, measles, the flu, etc.]



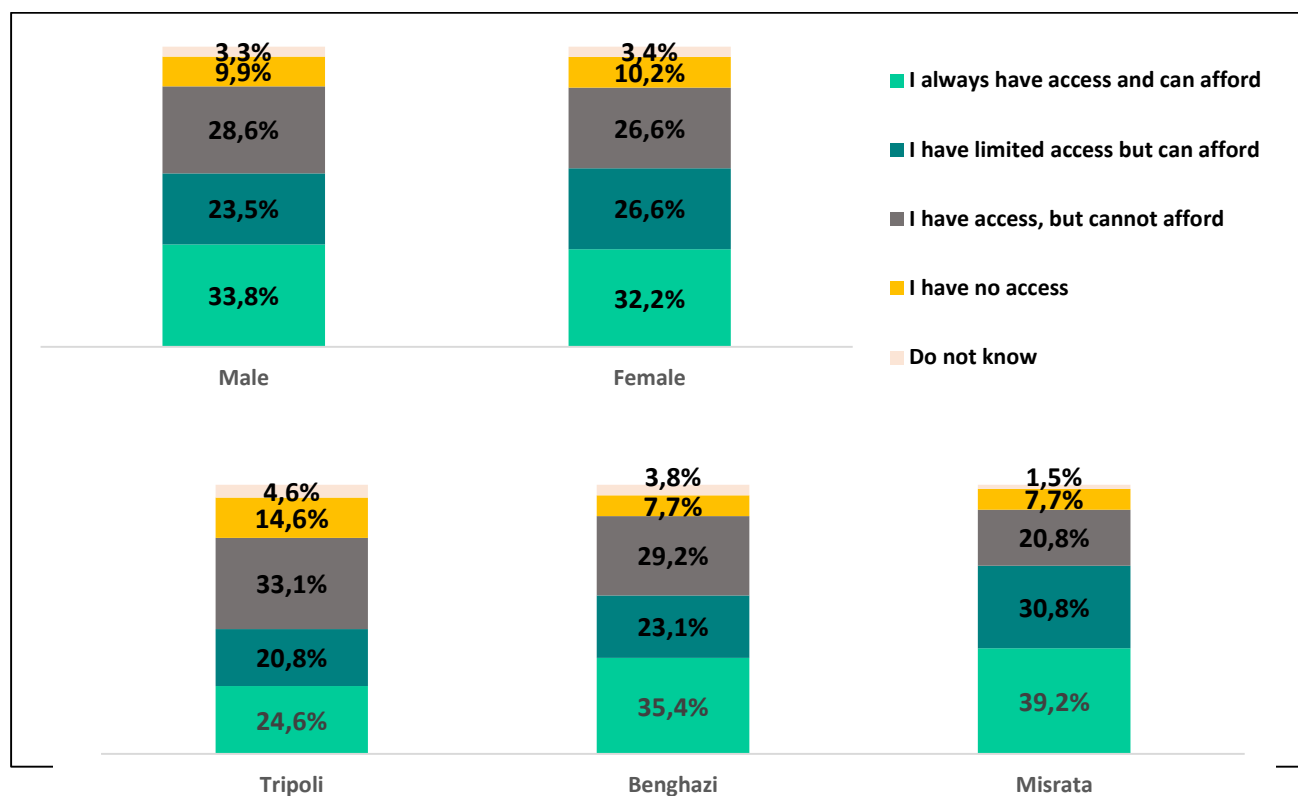
2. Vaccination against SARS-Covid-19



3. Doctor (general practitioner)

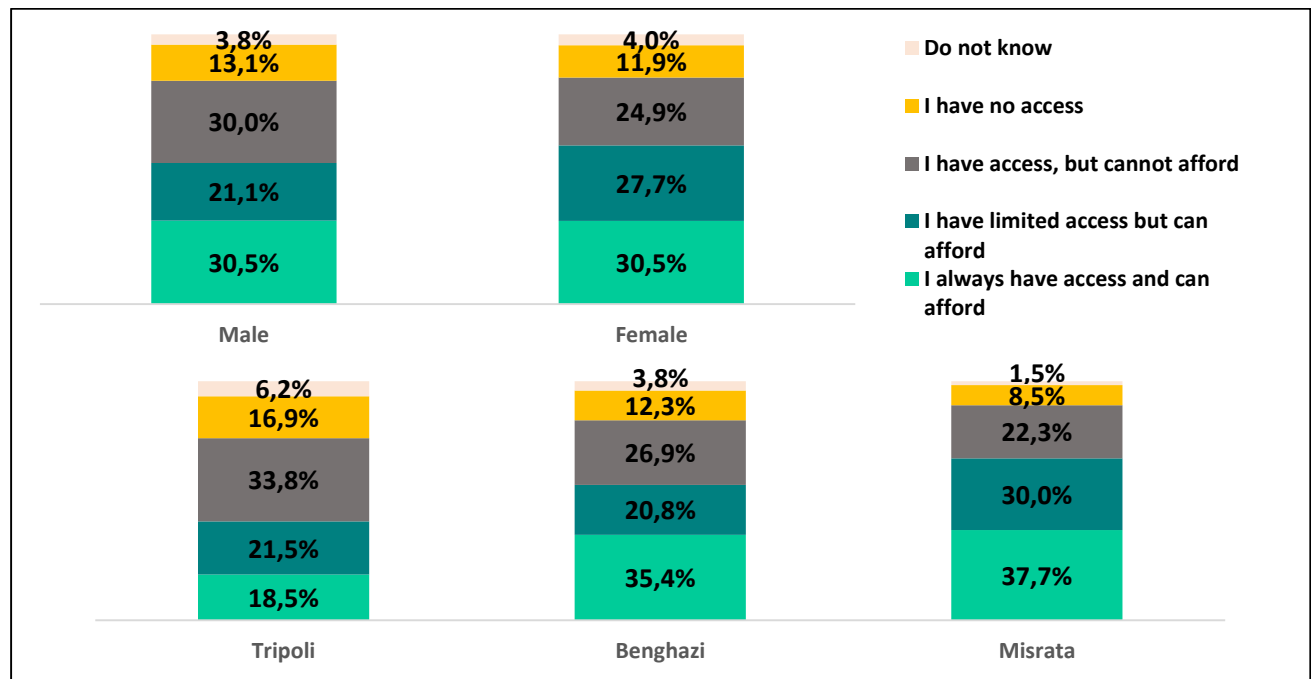


4. Dentist

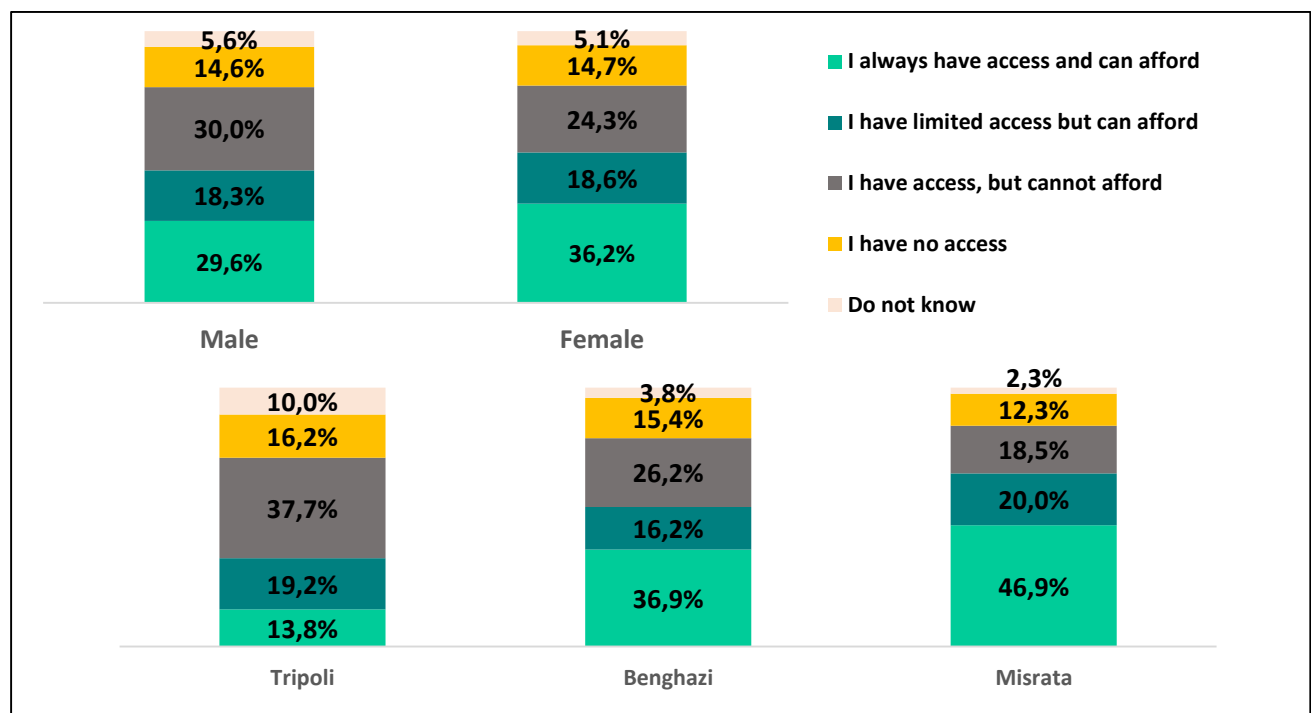


In general, how would you describe your access to each of the following services?

5. Medical specialist (e.g. Eye specialist, dermatologist, gynecologist/urologist, pediatrician, etc.)



6. Hospital for treatment/surgery



Appendix

Questionnaire: LIBYA

This survey is carried out by [service provider] on behalf of the Country of Origin Information (COI) Unit of the Austrian Federal Office for Immigration and Asylum. This study aims to collect data on the socio-economic situation of residents in Tripoli/Benghazi/Misrata. The interviews are anonymous and the answers given do not have any impact on legal assessments or recommendations on asylum decisions.

Socio-demographics:

1. Gender:

- a. Male
- b. Female

1.a: Governorate:

- 1. Tripoli
- 2. Benghazi
- 3. Misrata

1.b. Area:

- 1. Urban
- 2. Rural

2. Age:

- a. 16–19
- b. 20-24
- c. 25-29
- d. 30-35
- e. No response (stop Interview)

3. Marital status: (read options)

- a) Single (go to Q5)

- b) Married
- c) Cohabitation
- d) Divorced/separated
- e) Widower/widow
- f) No response (do not read)

4. Number and age of Children:

- a) 1
- b) 2
- c) 3
- d) 4
- e) 5
- f) 6 and more
- g) No children
- h) No response (do not read)

5. Highest level of education: (read options)

- a. Illiterate
- b. Elementary school
- c. Primary school
- d. Secondary school
- e. Vocational/technical training
- f. College/university
- g. No response (do not read)

Questions:

1. To begin, I would like to ask you about the security situation in your neighborhood: Generally speaking, how safe do you feel in your neighborhood? (read options)

- a. I feel very safe in my neighborhood
- b. I feel rather safe in my neighborhood
- c. I feel rather unsafe in my neighborhood
- d. I don't feel safe in my neighborhood at all
- e. No response (do not read)

2. Are you currently working (either in the formal or informal economy)? (read options)

- a. I am continuously working (go to Q3)
- b. I am occasionally working (go to Q3)
- c. I am unemployed/don't have any work (go to Q4)
- d. I am a student (go to Q4)
- e. I am a housewife (go to Q4)
- f. No response (do not read) (go to Q4)

3. Please indicate the type of your employment (either employed or self-employed): (read options)

- a. Full-time
- b. Part-time
- c. Several part-time jobs
- d. Seasonal work
- e. Daily-wage work
- f. No response (do not read)

4. What is the impact of current food prices on your family's ability to buy food? (read options)

- a. We manage to provide sufficient food stuff for our family
- b. We can just about manage to provide sufficient food stuff for our family
- c. We hardly manage to provide sufficient food stuff for our family
- d. We cannot manage to provide sufficient food stuff for our family
- e. No response (do not read)

5. What is the impact of current market prices on your family's ability to buy basic consumer goods (e.g. clothing, shoes, etc.)? (read options)

- a. We manage to provide basic consumer goods for our family
- b. We can just about manage to provide basic consumer goods for our family
- c. We hardly manage to provide basic consumer goods for our family
- d. We cannot manage to provide basic consumer goods for our family
- e. No response (do not read)

[Interviewer: If interviewee has school-age children (5 years old and above) proceed with question 6, else proceed with question 7, if the respondent does not have children proceed with Q8]

6. Are your children able to attend school? (read options)

- a. My children are able to attend school
- b. My children are not able to attend school
- c. No response (do not read)

7. Due to the current economic situation, some families rely on all members to contribute to the household income. Do your children (up to age 18) work/contribute to the household income?

- a. My children work/contribute significantly to the household income
- b. My children work/contribute somewhat to the household income
- c. My children work/ contribute little to the household income
- d. My children do not work /do not contribute to the household income
- e. No response (do not read)

8. Do you have adequate access to clean drinking water? (read options)

- a. I always have access to clean drinking water
- b. I sometimes have access to clean drinking water
- c. I seldomly have access to clean drinking water
- d. I never have access to clean drinking water
- e. No response (do not read)

10. Do you have access to the necessary hygiene products for yourself? [*Hygiene Products are all products for personal hygiene such as soap, shampoo, toothpaste, lotion, sanitizer, feminine hygiene products, etc.*] (read options)

- a. I have all necessary hygiene products
- b. I just about have the necessary hygiene products
- c. I hardly have the necessary hygiene products
- d. I don't have the necessary hygiene products
- e. No response(do not read)

11. In general, how would you describe your access to each of the following services? (read options)

	I always have access and can afford	I have limited access but can afford	I have access, but cannot afford	I have no access	Do not know (do not read)	No response (do not read)
A. Vaccinations [<i>e.g. vaccines against polio, tetanus, hepatitis, measles, the flu, etc.</i>]						
B. Vaccination against SARS-Covid-19						
C. Doctor (general practitioner)						
E. Medical specialist (e.g. dentist, eye specialist, gynecologist/urologist, pediatrician, etc.)						
F. Hospital for treatment/surgery						

12. What is your current housing situation: (read options)

- a. I live alone
- b. I live with housing partners

- c. I live with my core family
- d. I live with my extended family
- e. Other: specify
- f. No response (do not read)

13. Is your dwelling rented or owned?

- a. My apartment/house is owned
- b. My apartment/house is rented
- c. Other: specify
- d. No response (do not read)

14. How much are you paying for your dwelling per month? (read options)

- a. Less than 500 dinars
- b. Between 500 and 999 dinars
- c. Between 1000 and 1499 dinars
- d. Between 1500 and 1999 dinars
- e. 2000 dinars and more
- f. I do not pay any amount (do not read)
- g. No response (do not read)

15. Do you have electricity in your dwelling? (read options)

- a. I always have electricity available
- b. I mostly have electricity available
- c. I sometimes have electricity available
- d. I never have electricity available
- e. No response (do not read)

16. How much does your household earn per month? (read options)

- a. Less than 5000 dinars
- b. [5000 – 10000] dinars
- c. [10001 – 30000] dinars
- d. [30001– 50000] dinars
- f. More than 50000 dinars
- g. Do not know (Do not read)
- h. Declined to answer (Do not read)

- 1** **IRAQ**
Socio-Economic Survey 2021
- 2** **AFGHANISTAN**
Socio-Economic Survey 2021
- 3** **TUNISIA**
Socio-Economic Survey 2022
- 4** **EGYPT**
Socio-Economic Survey 2022
- 5** **LEBANON**
Socio-Economic Survey 2022
- 6** **SYRIA**
Socio-Economic Survey 2022
- 7** **ALGERIA**
Socio-Economic Survey 2022
- 8** **LIBYA**
Socio-Economic Survey 2022

www.bfa.gv.at
www.staatendokumentation.at



This project was co-financed by the Asylum, Migration and Integration Fund